



# Apps4Me



**User Manual**  
**Release 25.1.0**

Last update: September 2025



## TABLE OF CONTENTS

Table of Contents .....	2
What is «My Watches» ?.....	4
Application start .....	8
Funktionsweise .....	9
Programm Darstellung .....	10
Add Entry .....	14
Edit Entry .....	15
Add Pictures To An Entry.....	16
Add Additional Pictures .....	19
Add Product Picture Or Attachments Via iOS Device.....	21
Duplicate Entry .....	22
Add Or Remove Entry From Favorites.....	23
Add Or Remove Entry From WISH LIST.....	25
Add, Rename or Delete Attachments.....	27
Add Attachments Via iOS Device.....	29
Share Entry.....	30
Move Entry to Trash or Remove Entry From Trash .....	31
Delete Entry .....	33
Search Entries .....	34
Manage Categories .....	35
Manage Manufacturer .....	37
Charts .....	40
Statistics.....	42
Print All Watches.....	44
Print Visible Watches.....	46
Print All Watches With All Details .....	47
Print Visible Watches With All Details .....	48
Export as CSV File .....	49
Export als XLSX Datei .....	50
Settings.....	51
Backup All Data .....	54

Restore All Data .....55

Help Menu .....56

More Apps From @pps4Me.....56

Contact To Us.....56

Copyright & General Terms And Conditions.....57

## WHAT IS «MY WATCHES» ?

- «My Watches» manages all your watches (wristwatches, grandfather clocks, pocket watches, etc.).

### Features:

- Any number of pictures can be added to each watch
- Picture search via Google® and DuckDuckGo for the selected watch
- Pictures can be inserted using drag and drop or copy and paste
- Pictures can be imported via an iOS device
- Any number of additional pictures can be added to each watch
- Any number of attachments (invoices, operating instructions, etc.) can be added to each watch
- Favorites list
- Wish list
- List of watches sold
- Trash feature
- Selected text can be searched via Chrono24®
- Selected text can be searched via Google®
- Selected text can be searched via Ebay®
- Automatic calculation of the value of the entire watch collection or individual categories with
  - Purchase price
  - Current value
  - Price increase
- The increase in value is highlighted in color (plus = green, minus = red)
- Graphical evaluation of the increase in value for
  - All watches
  - Own watches
  - Sold watches
- The evaluation can be saved as PDF, SVG, PNG, JPG, or GIF
- Display of the average total increase in value
- Total increase in value is calculated for
  - All watches
  - Own watches
  - Sold watches
- The following data is calculated
  - Total purchase price
  - Total current price / sales price
  - Increase in value
  - Increase in value in %
- All values can be shared via the macOS sharing services
- Preview of all pictures and attachments
- Automatic saving of all changes

- Printing of all or selected watches as a list
- Printing of all or selected watches with all details
- Export all entries as CSV or Excel® XLSX file
- Unlimited number of freely definable categories
- Management of categories
- Unlimited number of freely definable manufacturers
- Management of manufacturers
  - Manufacturer details
  - Manufacturer name
  - Contact person
  - Country
  - Postal code
  - City
  - Street
  - Phone
  - Email
  - URL
  - Comments
- Service management
- Description
- Last service
- Next service
- Costs
- Workshop
- Work performed
- Attachments
- Backup of all data (database, pictures, and attachments) to any internal or external data carrier, cloud drive, or freely selectable folder
- Data recovery
- Unlimited number of entries with the following details:
  - BASIC DATA
    - Designation
    - Manufacturer
    - Category
    - Condition
    - Reference number
    - Storage location / location
    - Country
    - Year of manufacture
    - Weight

- Product URL
- Last customer service
- Next customer service
- Total customer service costs
- PURCHASE
  - Purchase price
  - Current price
  - Automatic calculation of increase in value
  - Date of purchase
  - Shop / store
  - Store / supplier URL
- PACKAGING / SCOPE
  - Watch only
  - With original box
  - With original papers
  - Complete set
- FEATURES
  - Feature
  - Additional feature
  - Repetition
  - Chronograph
  - Tourbillon
- BODY
  - Material
  - Color
  - Shape
  - Number
  - Glass
  - Size / Diameter
  - Height
  - Water resistance
  - Bezel material
- CLOCK FACE
  - Material
  - Color
  - Shape
  - Digits
- BRACELET
  - Material
  - Color

- Bridge width
- Length
- Width
- Thickness
- Closure
- Closure width
- Closure material
- CLOCKWORK
  - Clockwork
  - Movement number
  - Date / Moon phase
  - Power reserve
  - Number of jewels
  - Caliber / Movement
  - Winding
- SOLD
  - Sale price
  - Date
  - Sold to Person
  - Store
  - Store URL
- COMMENTS
  - Comments
- TAGs
  - Any number of freely definable TAGs

After launching “My Watches,” the main window will open. The database and all attachments for “My Watches” are stored in the directory “~/Library/Containers/de.pps4me.MyWatches/Data/Library/Application Support/My Watches.”

Page 8 of 58



## FUNKTIONSWEISE

The main window is divided into the following areas:

1. Toolbar menu with various features
2. Selection menu with categories
3. List of entries
4. Line for application information
5. Totals of the entries displayed (total price, current value, and increase in value of all watches or the selected category)

## PROGRAMM DARSTELLUNG

The selection menu and the list of all entries can be moved horizontally or vertically.

**My Watches**

- Add
- Duplicate
- Trash
- Delete
- Hide details
- Search
- Export
- Service
- Manage
- Print
- Charts
- Statistics

ID: 1
Pictures and attachments

**Basic data**

Title  
@pps4me Watch 145

Manufacturer  
@pps4Me.de

Category  
Armbanduhren

Condition  
Sehr gut

Reference Number  
9798-564654-0001

Country  
Deutschland

Location  
Schränk 1

Year of Manufacture  
2015


Weight  
55 g

Product URL  
<https://www.pps4me.de>

Last Service  
Aug 28, 2025

Next Service  
Aug 27, 2026

Service price total  
\$420.97

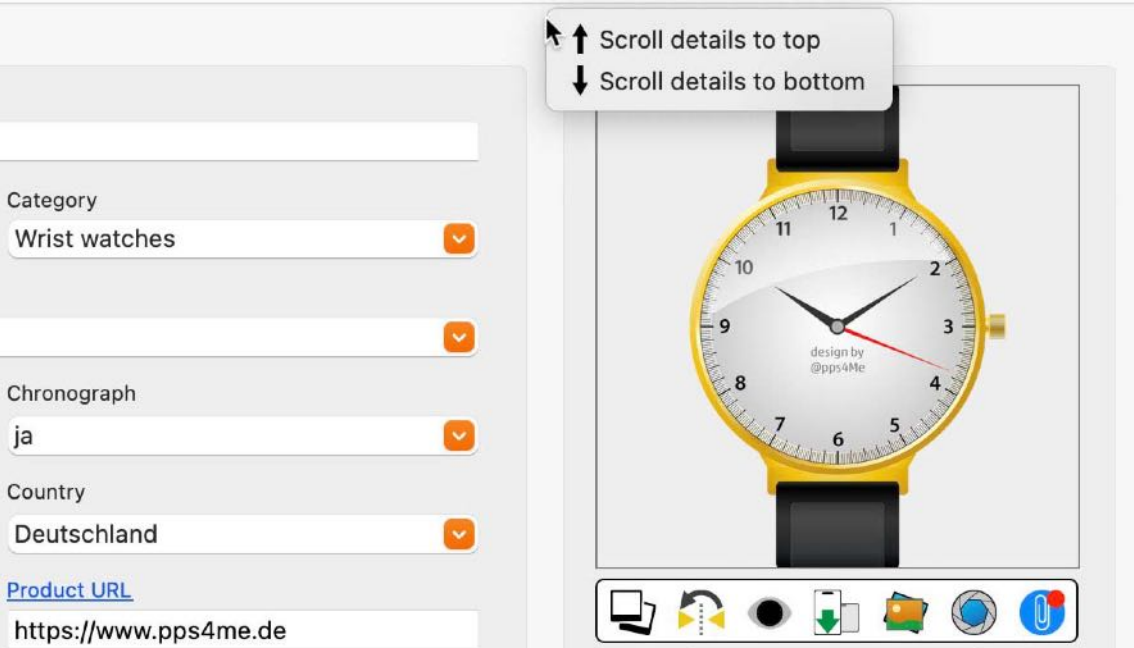


Created on 3/30/15, 11:31 PM  
Last change 9/5/25, 11:00 AM

Title	Manufacturer	Purchase price	Current Value	Value increase	Value increase in %
@pps4me Watch 145	@pps4Me.de	\$498.01	\$1,550.00	\$1,051.99	+211.24%
@pps4me Watch 145 KOPIE	@pps4Me.de	\$498.01	\$1,550.00	\$1,051.99	+211.24%
Antike Uhr	Tissot	\$121.00	\$189.00	\$68.00	+56.20%
Bahnhofsuhr	Telenorma	\$45.00	\$27.00	-\$18.00	-40.00%
Bahnhofsuhr II	Telenorma	\$141.00	\$378.00	\$237.00	+168.09%
Roxel GMT-Master II	Apple	\$408.01	\$500.00	\$91.99	+22.55%
Smart Watch	Apple	\$2,498.01	\$3,000.00	\$501.99	+20.10%
Smart Watch 02	Apple	\$498.01	\$732.00	\$233.99	+46.99%
Smart Watch 03	Apple	\$48.01	\$564.00	\$515.99	+1,074.76%
Smart Watch 04	Apple	\$298.01	\$465.00	\$166.99	+56.04%
Smart Watch 05	Neuer Hersteller 25	\$99.00	\$150.00	\$51.00	+51.52%
Smart Watch 06	Apple	\$598.01	\$794.00	\$195.99	+32.77%

The details can be hidden via the toolbar menu or the "Display => Hide details" menu.

For a faster overview of the details, you can scroll the area to the beginning or to the end with one click. To do this, open the context menu with the right mouse button.




















The details can also be scrolled using the keyboard:

- Start ↶ => Scrolls to the top
- End ↷ => Scrolls to the bottom
- Page Down ⇓ => Scrolls one page down
- Page Up ⇑ => Scrolls one page up

Selection menu

My watches	23
All Watches	23
Own watches	18
Sold watches	5
Favorites	7
Wish list	19
Categories	4
Manufacturer	6
Suppliers	4
Sold to	5
Country	3
TAGs	5
Trash	0

The numbers behind the groups and subgroups mean the following:

	My watches	My watches
	Total number of watches	Total number of watches
	All watches	All watches
	Total number of watches	Total number of watches
	My own watches	My own watches
	Total number of unsold watches	Total number of unsold watches
	Sold watches	Sold watches
	Total number of sold watches	Total number of sold watches
	Favorites	Favorites
	Number of favorites	Number of favorites
	Wish list	Wish list
	Number of entries in the wish list	Number of entries in the wish list
	Categories	Categories
	Number of assigned categories	Number of assigned categories
	Each category	Each category
	Number of watches in this category	Number of watches in this category
	Manufacturers	Manufacturers



	Country	Number of assigned countries
	Any country	Number of clocks for this country
	TAGs	Number of assigned TAGs
	Any TAGs	Number of watches per TAG
	Trash	Number of watches in trash

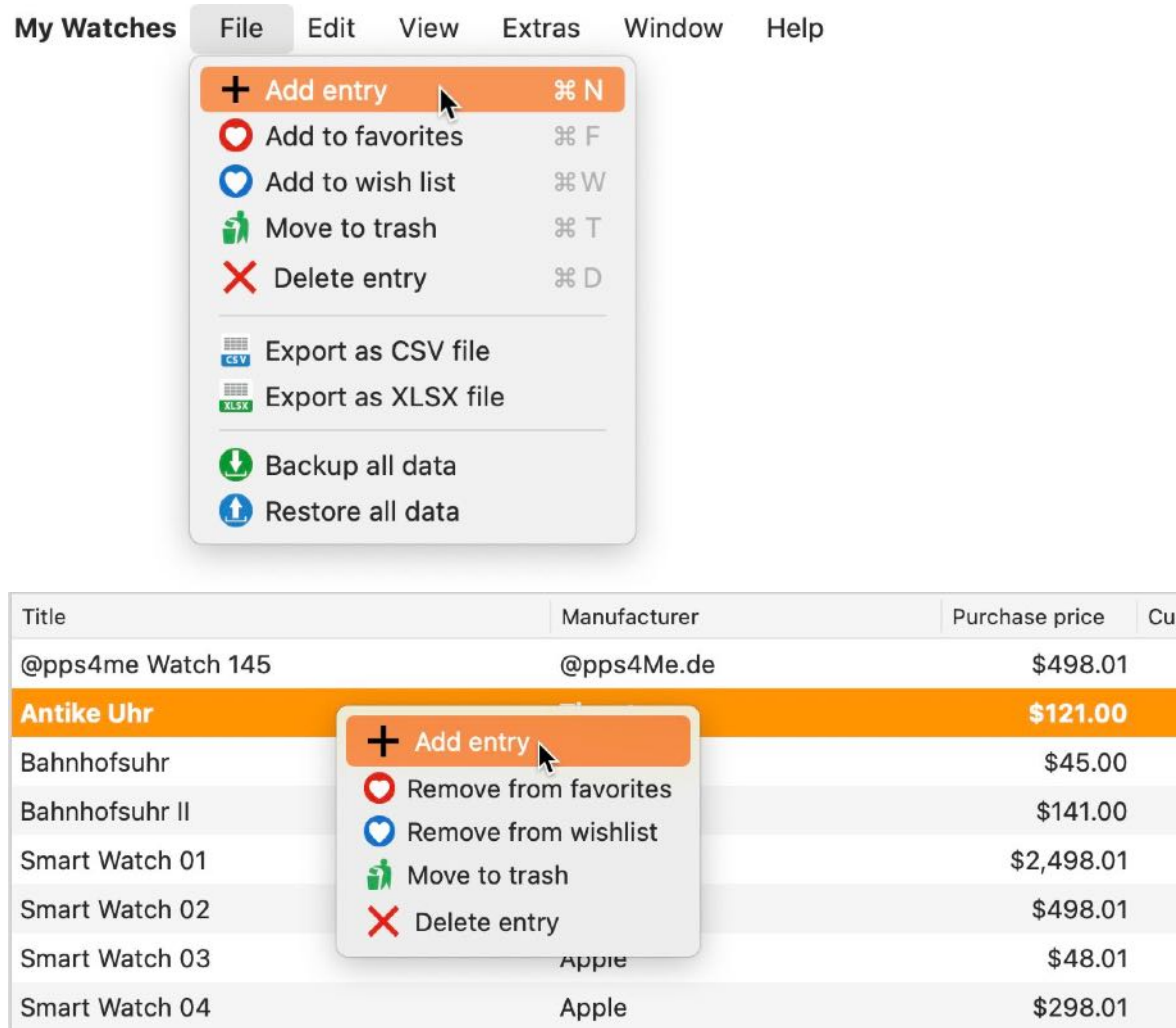
The number of watches is always calculated without the entries in the trash.

Double-clicking expands a group and displays the subgroups it contains. Double-clicking on an expanded group closes the group. The elements of the tree structure can also be selected using the keyboard, via the arrow keys (left, right, up, and down).

↑	Up
↓	Down
←	Collapse group/subgroup
→	Expand group/subgroup

## ADD ENTRY

To add a new entry, select Menu => "File => Add entry", or select "Add entry" from the context menu.



In the details section you can enter the values, select the category and the manufacturer. If a new category or manufacturer is needed, you can enter it here directly. A new category or manufacturer can be added via the [category](#) or [manufacturer](#) administration. All changes are automatically saved when you leave the respective field or pop-up menu.

EDIT ENTRY

With a click on an entry in the list of watches you see the details of the selected entry. In this view you can change all available values.

Basic data

ID: 1

Pictures and attachments

Title

@pps4me Watch 145

Manufacturer

@pps4Me.de

Category

Armbanduhren

Condition

Sehr gut

Reference Number

9798-564654-0001

Country

Deutschland

Location

Schrank 1

Year of Manufacture

2015

Weight

55 g

Product URL

https://www.pps4me.de

Add to favorites

Add to wish list

Last Service


Aug 28, 2025

Next Service

Aug 27, 2026

Service price total

\$420.97



Picture 1/4

Created on 3/30/15, 11:31 PM

Last change 9/5/25, 11:00 AM

Purchase

Purchase price 498.01 \$

Bought on 3/30/2015

Current Value 1,550.00 \$

Value increase +211.24%

Shop / Spupplier pps4Me

Shop / Supplier URL www.pps4Me.de

Packaging / Scope

Watch only

With original box

With original papers

Full set

Function

Function Smart Watch

Additional Function ja

Repetition Chronograph

Tourbillon

Body

Body Material Gold 999

Glass Gorilla

Body Color Gold

Size / Diameter 55 mm

Height 23 mm

Body Shape Rund

Waterproof ja

Body Number 100-200-03

Material bezel Messing

Clock face

Clock Face Material LED

Clock Face Color Weiss

Clock Face Shape Rund

Digits Römisch

Bracelet

Material Leder

Color Braun

Bridge width 12 mm

Length 123 mm

Width 21 mm

Thickness 2 mm

Closure Klein

Closure width 24 mm

Material Closure Edelstahl

Clockwork

Clockwork Elektronisch

Clockwork Number 120983-AMV

Date / Moon Phase ja

Gaer Reserve nein

Number of stones 24

Caliber / Work 1.0

Winding mechanism Wochen

Comment

Sold

Sold

Sales price \$399.00 \$

Sold on 10/14/2022

Sold to person Hans

Shop @pps4Me

Shop URL www.pps4me.de

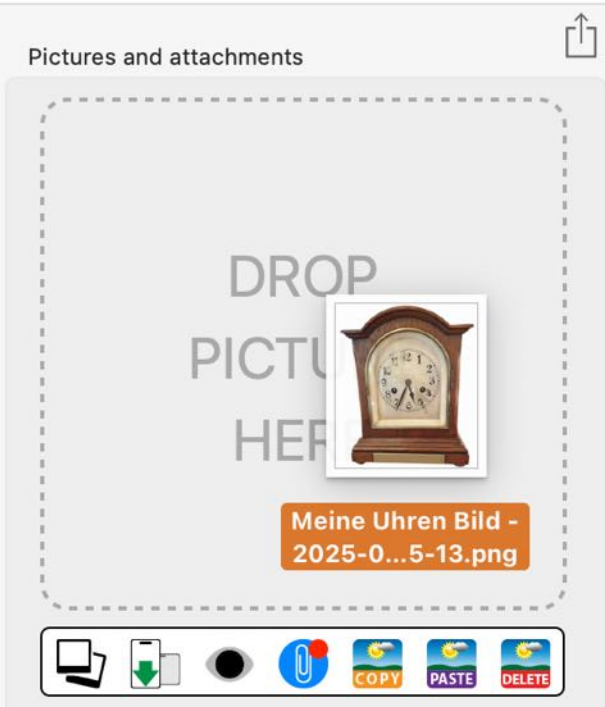
TAGs

uhr clock

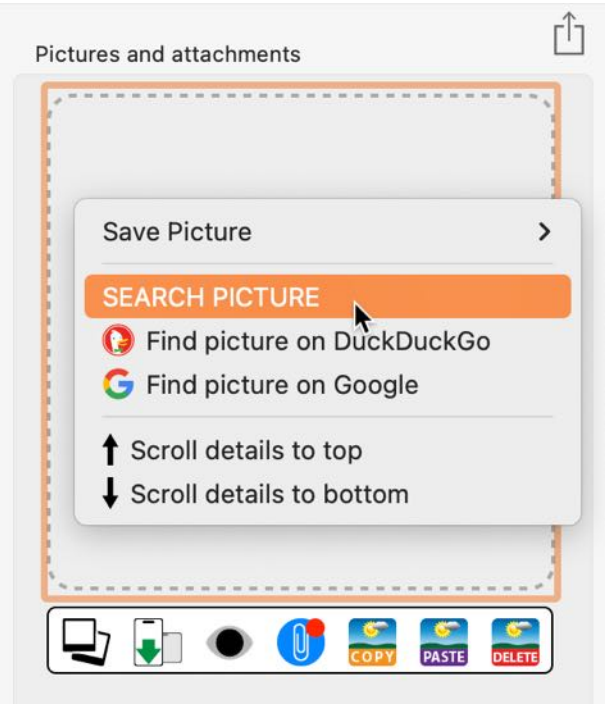
Select a category and manufacturer from the drop-down menu. Set the "Add to favorites" switch to 'On' or "Off." In the "Description" field, you can change the title of the entry and add a comment if desired. All changes are automatically saved when you leave the respective field or pop-up menu.

ADD PICTURES TO AN ENTRY

With "Drag and Drop" you can drag and drop a product photo into the displayed frame "Drop image here". As soon as an image has been inserted, it will automatically be saved to the selected watch.



If you don't have a picture for your tool, you can search for a picture with a mouse click. Select "Search picture..." from the context menu.





Select a picture from the search results and drag it directly from Safari into the “Drop picture here” area. Once a picture is in the “Drop picture here” area, it can be activated with a single click. This is indicated by a frame. You can now preview the picture and all attachments by pressing the space bar.



A product photo can also be added using “copy and paste.” To do this, select a photo in another application or in Safari and copy it using the context menu. You can then insert it as a new product photo using the “Paste” icon.



Copy or export product photo

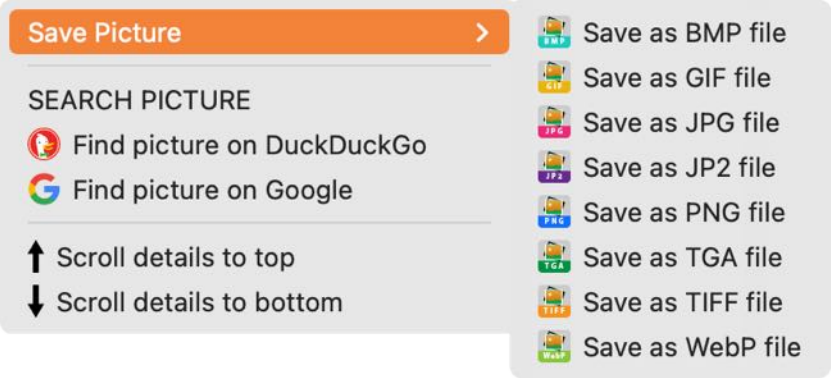
The product photo can be copied using the “Copy” icon.



The product photo can be dragged and dropped into other applications or the Finder.



The product photo can also be exported in various formats. To do this, select “Save picture” from the context menu and choose the appropriate format.



The product photo can be removed using the “Remove” icon.

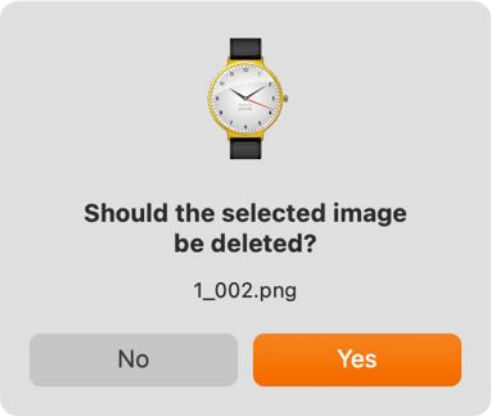
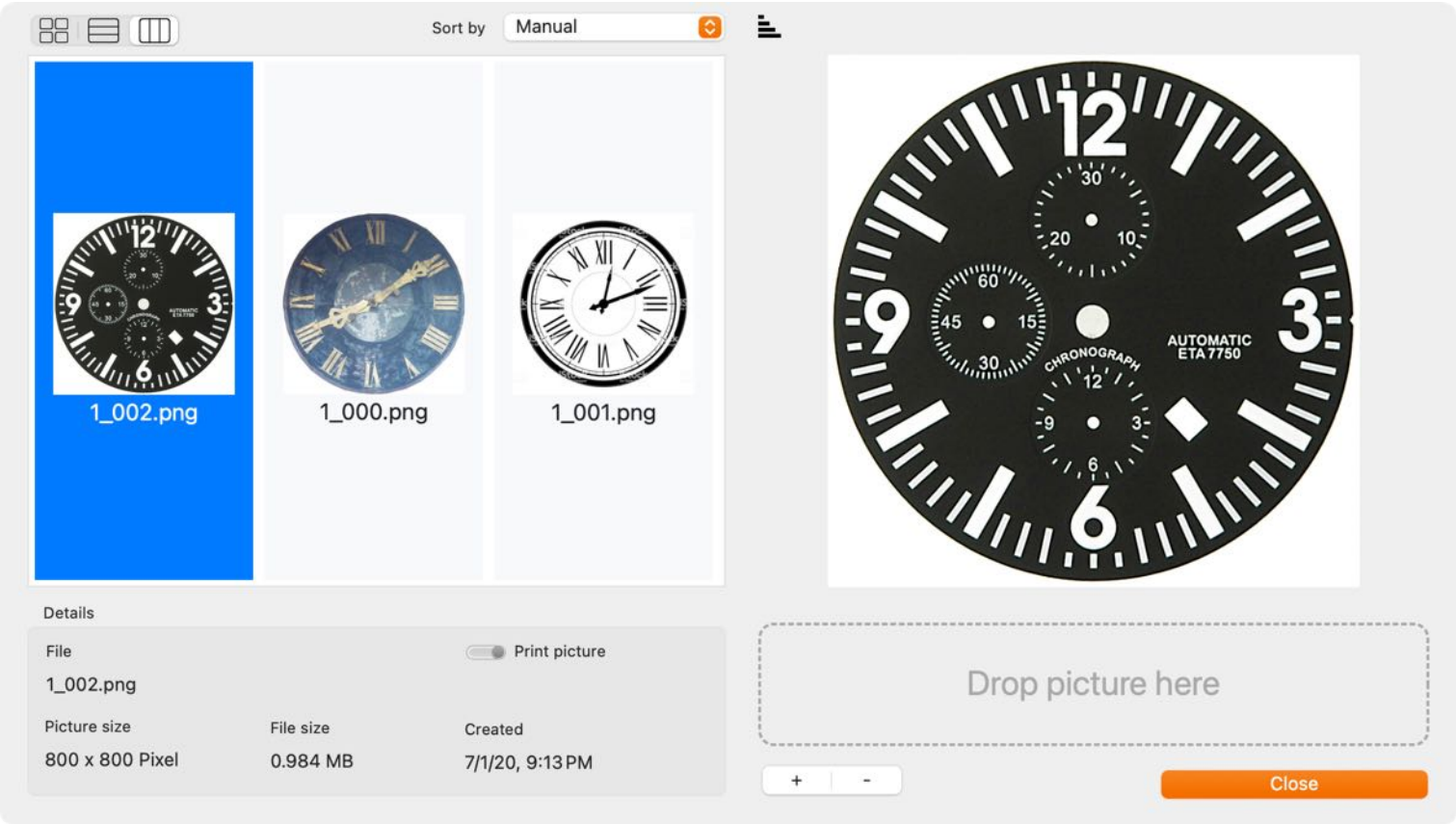


## ADD ADDITIONAL PICTURES

You can add as many additional pictures as you like to an entry. To do so, click on the “Multi Picture” icon.



In this new window, you can add pictures using drag and drop. To do this, drag any picture into the “Drop picture here” area. You can add pictures via a Finder dialog using the “+” button. The selected picture can be deleted using the “-” button.



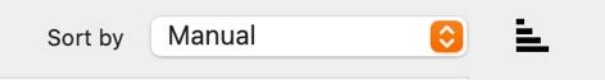
### Sort

The additional pictures can be sorted as follows:

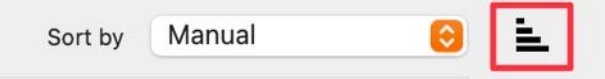
- File name

- Created on
- Modification date
- Manually

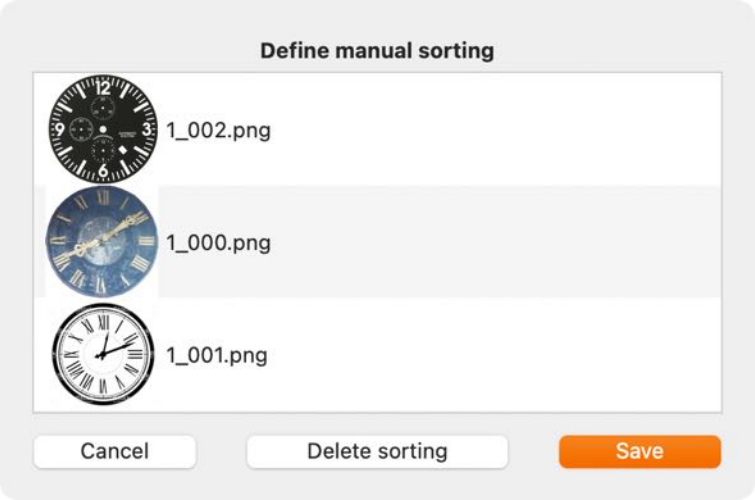
To do this, select the appropriate sorting option from the menu.



When sorting manually, the sorting can be set by clicking on the "Sorting" icon.

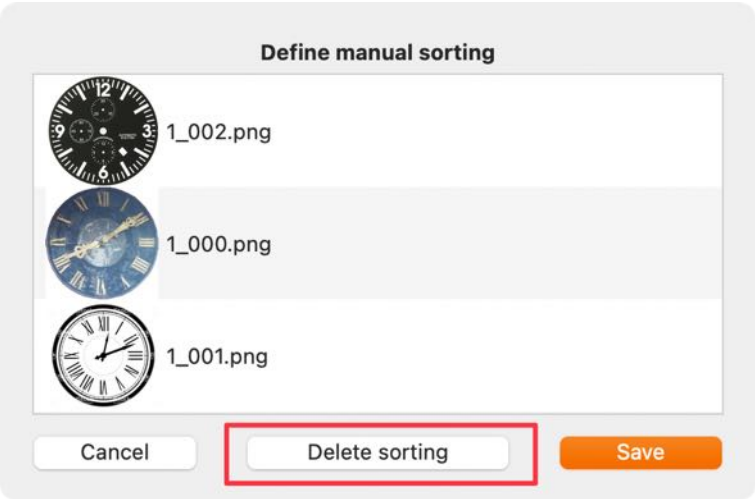


In the following window, sorting can be done using drag and drop.



Delete sorting

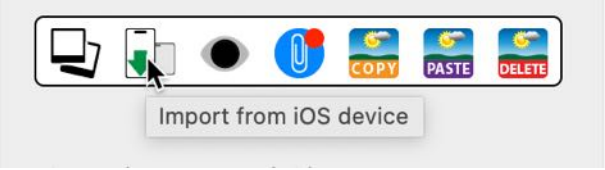
An existing sort can be deleted. To do this, click on the "Delete sorting" button.





ADD PRODUCT PICTURE OR ATTACHMENTS VIA IOS DEVICE

A product photo or attachment can be added to each entry. To do this, click on the iOS import icon.

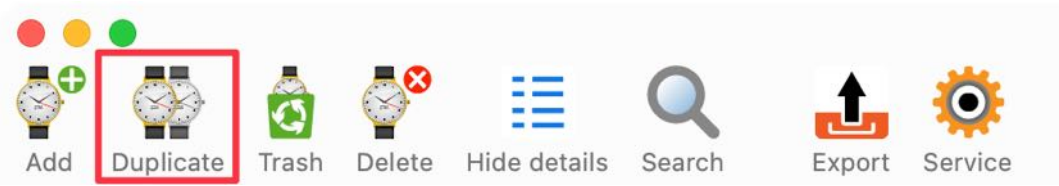


The following options are available for import:



DUPLICATE ENTRY

To duplicate an entry, select a clock from the list and click on the “Duplicate” icon in the toolbar menu.



A copy will be created in front of the selected entry and the details view will open. The name of the new entry will be “Old name COPY”.

Basic data

ID: 24

Title

@pps4me Watch 145 COPY

Manufacturer

@pps4Me.de

Category

Armbanduhren

Condition

Sehr gut

Reference Number

9798-564654-0001

Country

Deutschland

Location

Schrank 1

Year of Manufacture

2015

Weight

55 g

[Product URL](#)

https://www.pps4me.de

Add to favorites

Add to wish list

Last Service

Next Service

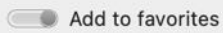
Service price total

In the [settings](#), you can specify whether pictures and attachments should also be copied.

## ADD OR REMOVE ENTRY FROM FAVORITES

To add an entry to your favorites, select a clock from the list. In the details, you can add or remove an entry from your favorites using the “Add to favorites” switch.

NOT included in favorites

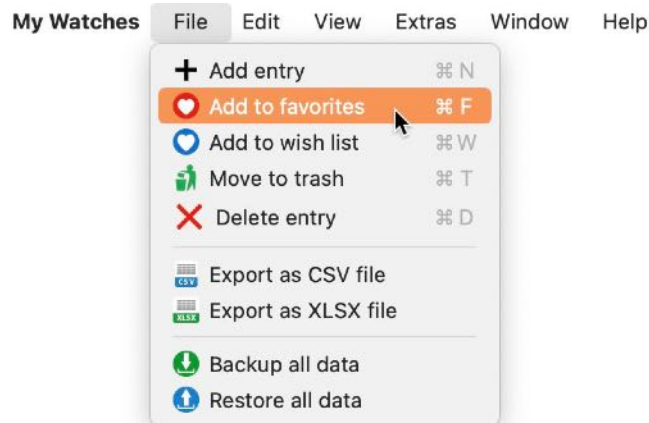


Included in favorites

Alternatively, you can also do this via the menu or the context menu.



Context menu

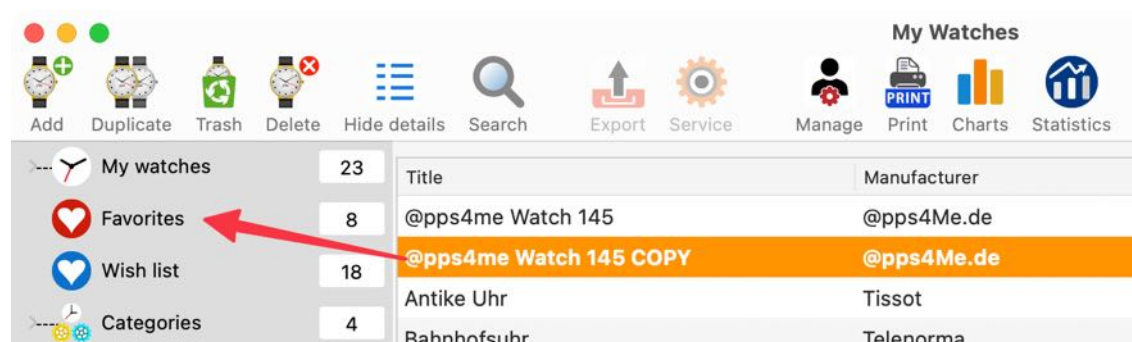


To add an entry to your favorites, you can also drag and drop it from the list of watches to the “Favorites” section.

To add an entry to your favorites, you can also drag and drop it from the list of watches to the "Favorites"

Title	Manufacturer	Purchase price	Current Value
Smart Watch 07	Apple	\$198.01	\$303.00
Smart Watch 08	Apple	\$124.00	\$324.00
<b>Smart Watch 09</b>		<b>\$66.00</b>	<b>\$299.00</b>
Smart Watch 10		\$43.00	\$88.00
Smart Watch 11		\$340.00	\$444.50
Smart Watch 12		\$303.00	\$512.05
Smart Watch 13		\$222.00	\$300.00
Spieluhr		\$155.00	
Standuhr	Contex	\$234.01	\$500.00
Standuhr II	Contex	\$121.00	\$612.00

section.



You can also remove items from your favorites using drag and drop. To do this, drag an entry from the list of watches to the "My Watches" section.

**My Watches**

Add Duplicate Trash Delete Hide details Search Export Service Manage Print Charts Statistics

My watch	@pps4me Watch 145 COPY	Manufacturer
Favorites	8	@pps4me Watch 145 @pps4Me.de
Wish list	18	@pps4me Watch 145 COPY @pps4Me.de
Categories	4	Antike Uhr Tissot Bahnhofsuhr Telenorma
Manufacturer	6	Bahnhofsuhr II Telenorma
Suppliers	4	Rolex GMT-Master II Apple
Sold to	5	Smart Watch Apple
Country	3	Smart Watch 02 Apple Smart Watch 03 Apple
TAGs	5	Smart Watch 04 Apple
Trash	0	Smart Watch 05 Neuer Hersteller 25 Smart Watch 06 Apple

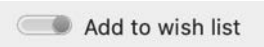
Title	Manufacturer	Purchase price	Current Value	Value increase
@pps4me Watch 145	@pps4Me.de	\$498.01	\$1,550.00	\$1,051.99
@pps4me Watch 145	@pps4Me.de	\$498.01	\$1,550.00	\$1,051.99
Antike Uhr		\$121.00	\$189.00	\$68.00
Bahnhofsuhr	ma	\$45.00	\$27.00	-\$18.00
Bahnhofsuhr II	ma	\$141.00	\$378.00	\$237.00
Rolex GMT-Master II		\$408.01	\$500.00	\$91.99
Smart Watch		\$2,498.01	\$3,000.00	\$501.99
Smart Watch 02	Apple	\$498.01	\$732.00	\$233.99



## ADD OR REMOVE ENTRY FROM WISH LIST

To add an entry to your wish list, select a clock from the list. In the details, you can add or remove an entry from your wish list using the “Add to wish list” switch.

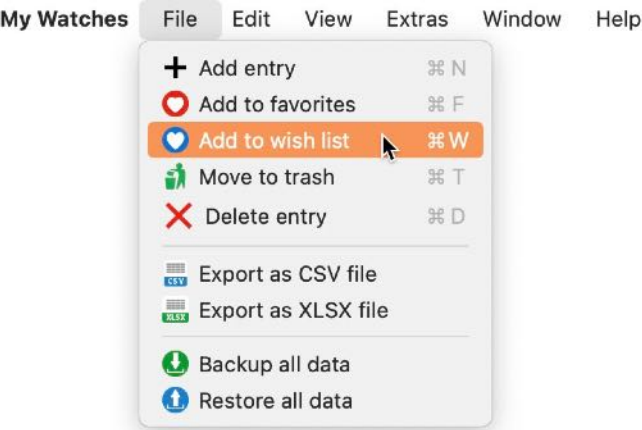
NOT included in wish list



Included in wish list



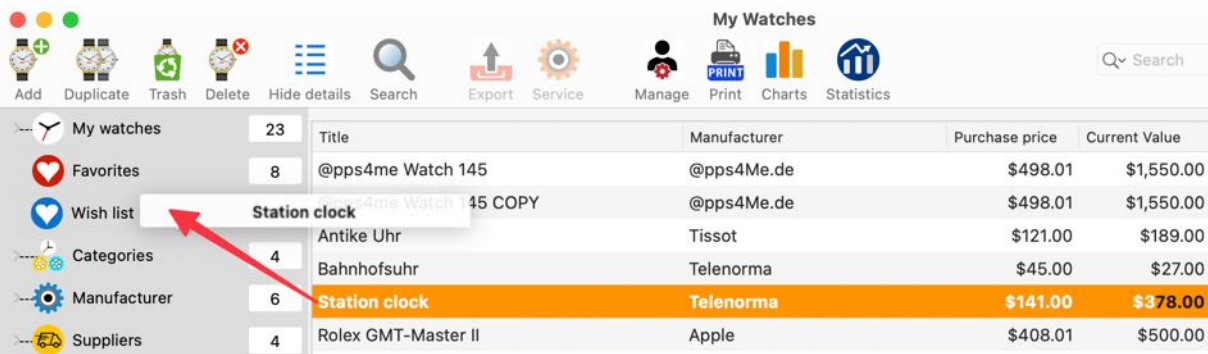
Alternatively, you can also do this via the menu or the context menu.



Context menu

To add an entry to your favorites, you can also drag and drop it from the list of watches to the “Favorites” section.

To add an entry to your wish list, you can also drag and drop it from the list of watches to the “Wish list” section.



You can also remove items from your wish list using drag and drop. To do this, drag an entry from the list of watches to the “My Watches” section.

**My Watches**

Add Duplicate Trash Delete Hide details Search Export Service Manage Print Charts Statistics

My watch	@pps4me Watch 145 COPY	Manufacturer
Favorites	8	@pps4me Watch 145 @pps4Me.de
Wish list	18	@pps4me Watch 145 COPY @pps4Me.de
Categories	4	Antike Uhr Tissot Bahnhofsuhr Telenorma
Manufacturer	6	Bahnhofsuhr II Telenorma
Suppliers	4	Rolex GMT-Master II Apple Smart Watch Apple
Sold to	5	Smart Watch 02 Apple
Country	3	Smart Watch 03 Apple
TAGs	5	Smart Watch 04 Apple
Trash	0	Smart Watch 05 Neuer Hersteller 25 Smart Watch 06 Apple

ADD, RENAME OR DELETE ATTACHMENTS

To add, rename, or delete an attachment, click on the attachment icon to the right below the product image area in the details.



The red indicator dot shows whether the selected entry has attachments or not.

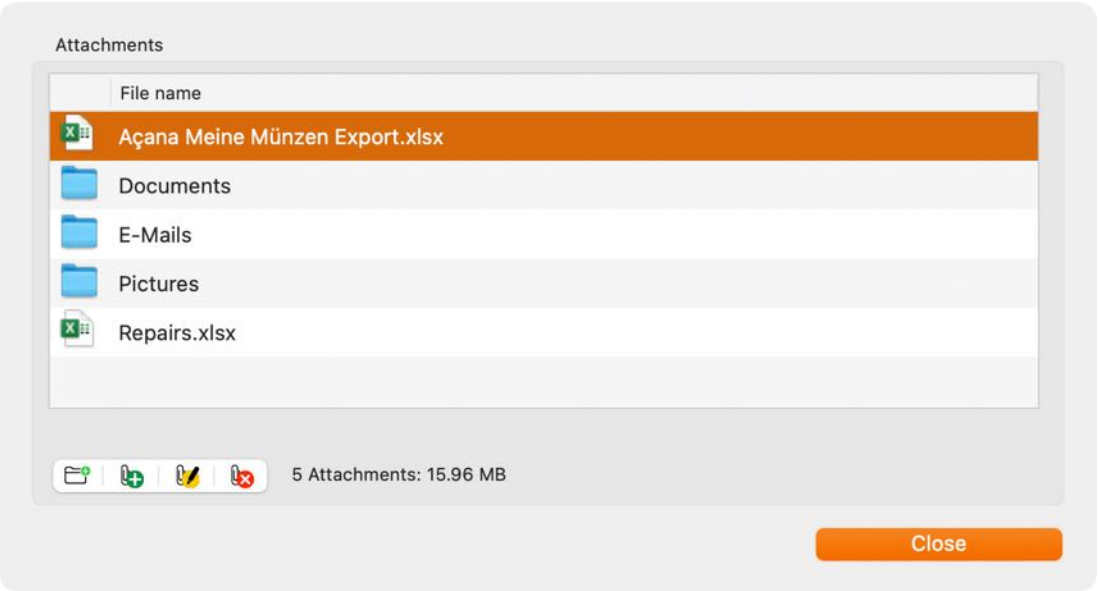
No attachments available




Attachments are available

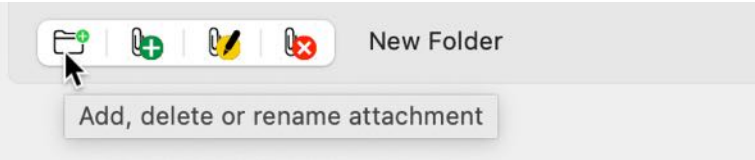


The "Attachments" window opens.



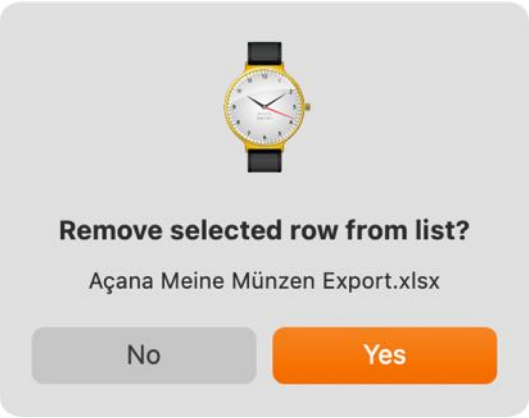
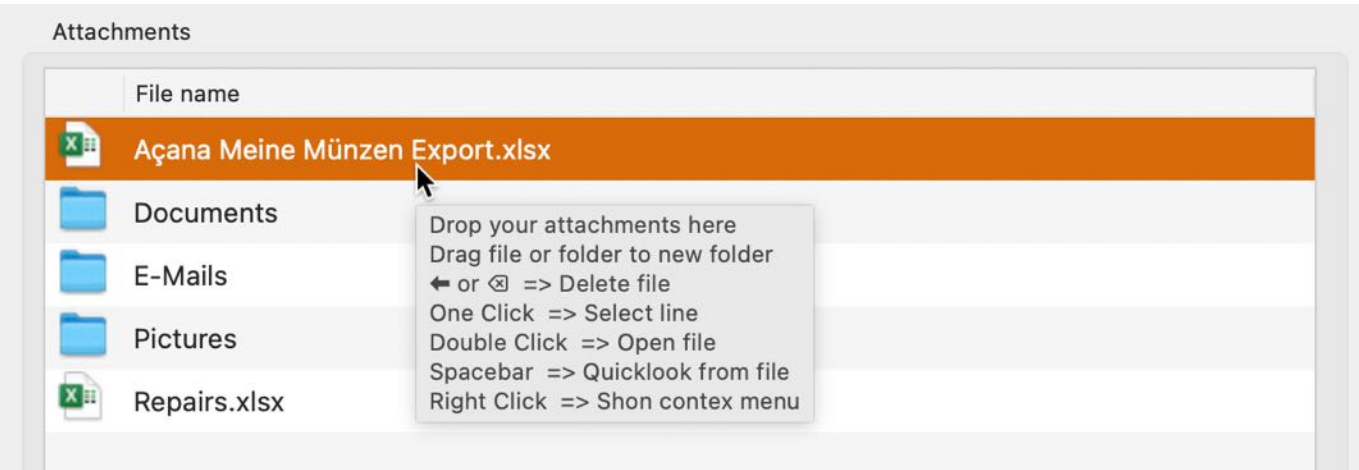
The following features are available:

	Create folders / subfolders
	Add attachment
	Rename attachment / folder
	Delete attachment / folder



To add an attachment, simply drag a file from the Finder into the Attachments window, or click on the “Add Attachments” icon at the bottom left.

To rename an attachment, select an attachment and click on the edit icon at the bottom left. Or select “Rename Selected Attachment” from the context menu.

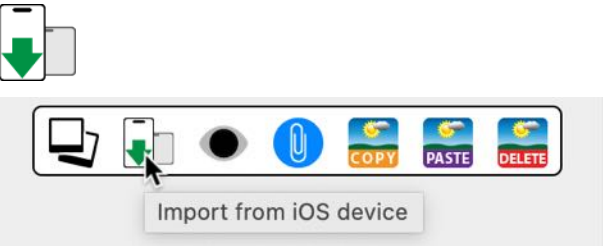


A preview of each selected attachment can also be displayed. To do this, select an attachment and press the space bar on your keyboard. Pressing the space bar again closes the preview.

Attachments and folders can be moved to a folder using drag and drop.

ADD ATTACHMENTS VIA IOS DEVICE

You can also add attachments using the camera on an iOS device. To do this, click on the iOS import icon.



Select the "Attachment" option.



The attachments are added in the attachment management section.





SHARE ENTRY

To share an entry about the services available in the system, first select an entry by double-clicking on it. Now click on the share icon.



Pictures and attachments






AI


@pps4me Watch 145  
<https://goo.gl/v3LPgl>

 AirDrop


 Mail


 Messages


 Notes

 Freeform

 Simulator


 Reminders




 Shortcuts

 OneNote

 Viber

 Telegram


 Edit Extensions...



Picture 1

OneNote

Smart Watch  
<https://goo.gl/odfFOh>



▼ Notizbuch von Ho...Schnelle Notizen

Abbrechen

Senden

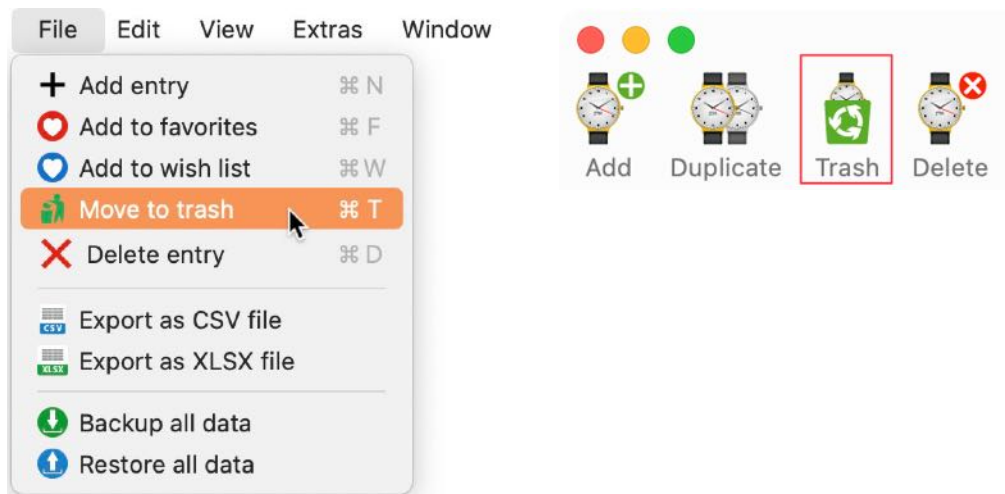
© 2015-2025 CIMSoft, @pps4Me

[Table of Contents](#)

Page 30 of 58

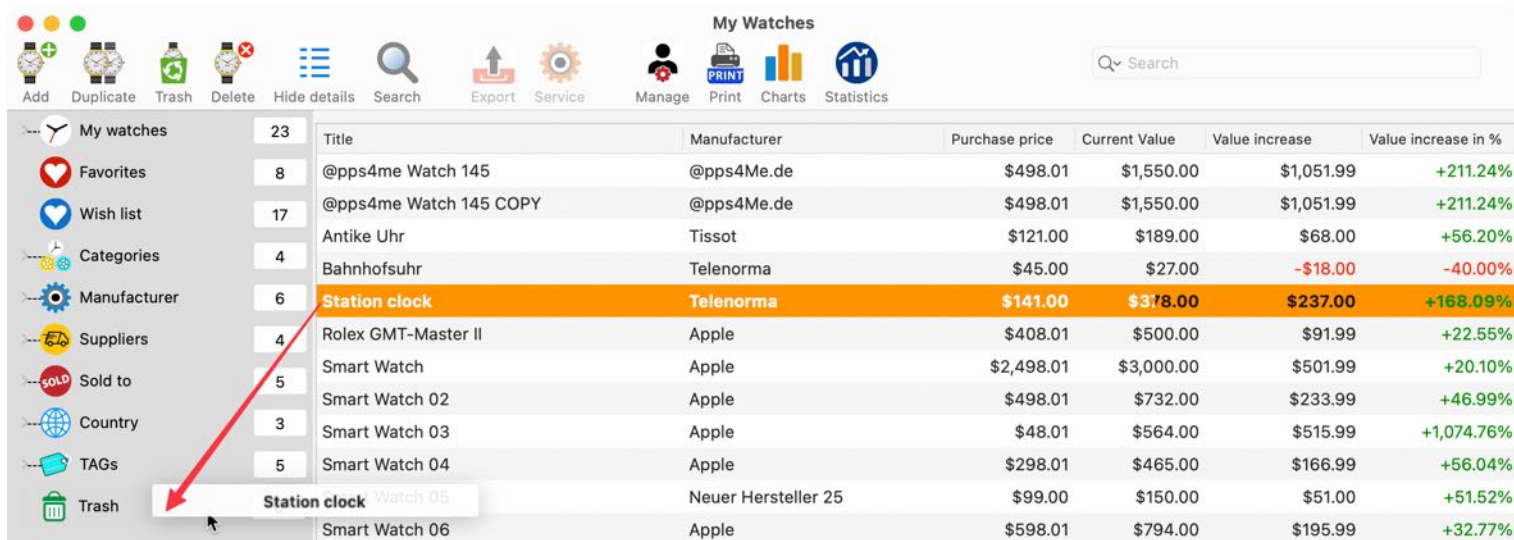
## MOVE ENTRY TO TRASH OR REMOVE ENTRY FROM TRASH

If you no longer need an entry, you can simply place it in the trash via the toolbar menu, the menu, or the context menu. If you need it again later, you can retrieve the entry from the trash..

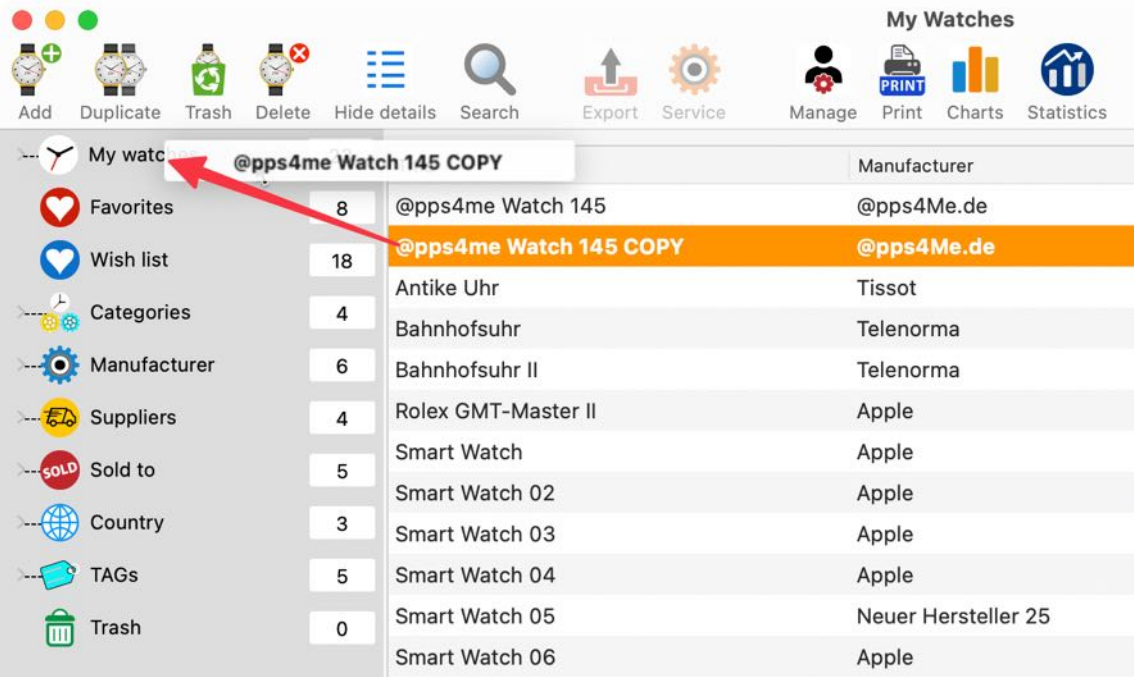


Title	Manufacturer	Purchase price	Current Value	Value increase
Antike Uhr	Tissot	\$121.00	\$189.00	\$68.00
Bahnhofsuhr	Telenorma	\$45.00	\$27.00	-\$18.00
<b>Station clock</b>	<b>Telenorma</b>	<b>\$141.00</b>	<b>\$378.00</b>	<b>\$237.00</b>
Rolex GMT-Master II		\$408.01	\$500.00	\$91.99
Smart Watch		\$2,498.01	\$3,000.00	\$501.99
Smart Watch 02		\$498.01	\$732.00	\$233.99
Smart Watch 03		\$48.01	\$564.00	\$515.99
Smart Watch 04		\$298.01	\$465.00	\$166.99
Smart Watch 05	Neuer Hersteller 25	\$99.00	\$150.00	\$51.00

Alternatively, you can also drag and drop an entry into the trash. To do this, drag an entry from the list of watches to the "Trash" section.



To remove an entry from the trash, simply drag it to the “My watches” section.

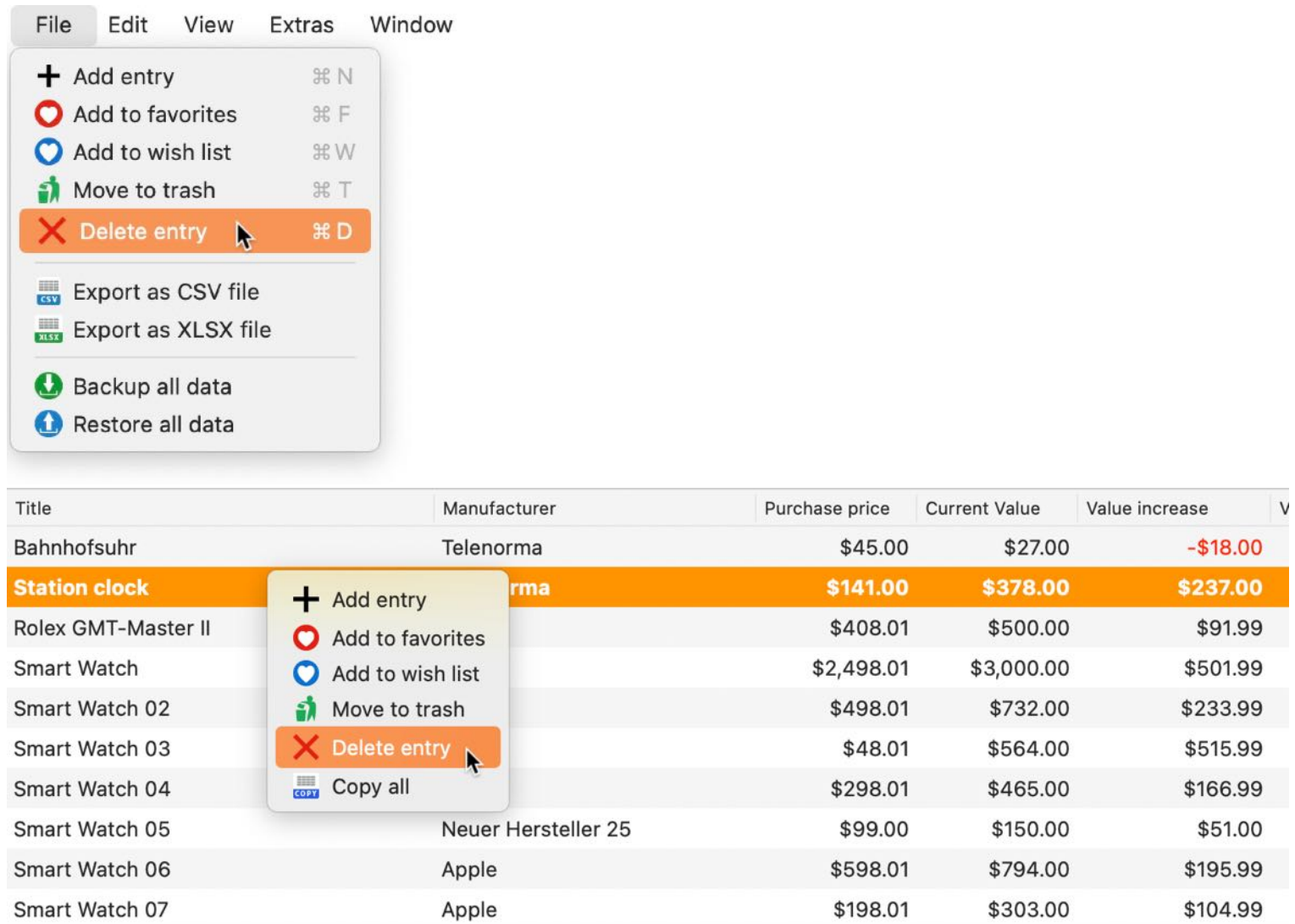


This can also be done via the context menu “Remove from trash”.



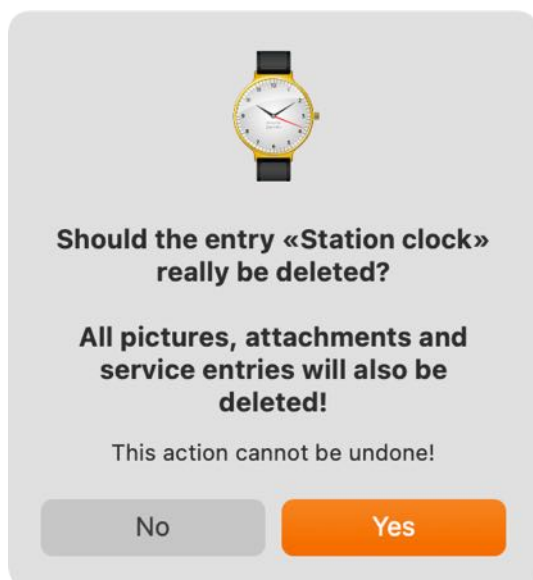
## DELETE ENTRY

Um einen Eintrag zu löschen, wähle einen Eintrag aus der Liste aus und wähle im Menü oder Kontextmenü "Eintrag löschen".




When deleting an entry, all pictures, attachments, and all customer service entries are deleted.

**This action cannot be undone!**

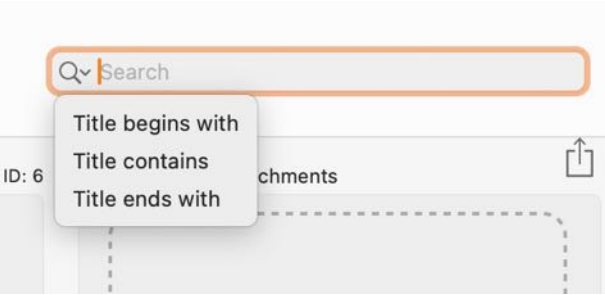


## SEARCH ENTRIES

You can use the search field to search for specific watches or filter the watches displayed.



Enter the term you are looking for or part of it. The search will start immediately as you type. You can use the menu in the search bar to specify how the search should be performed.

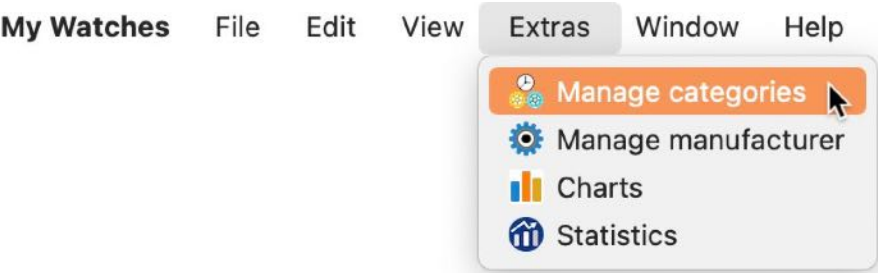


The default setting is to search for “name contains.”

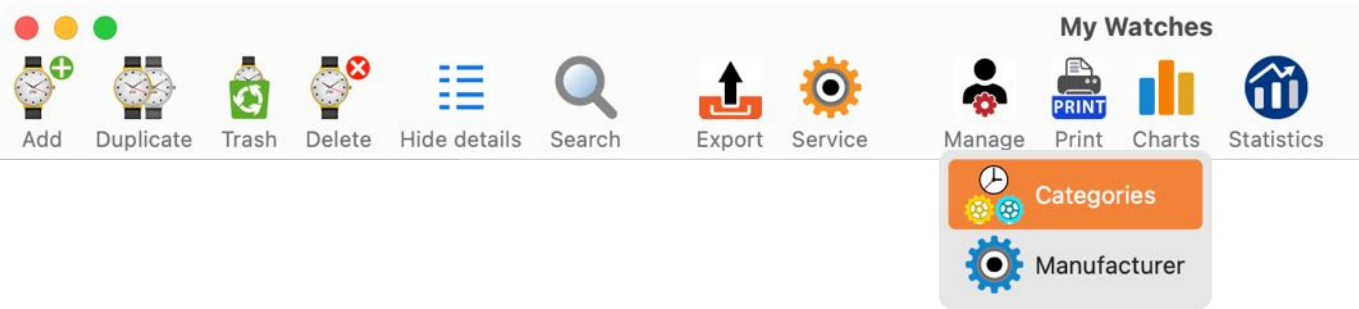


## MANAGE CATEGORIES

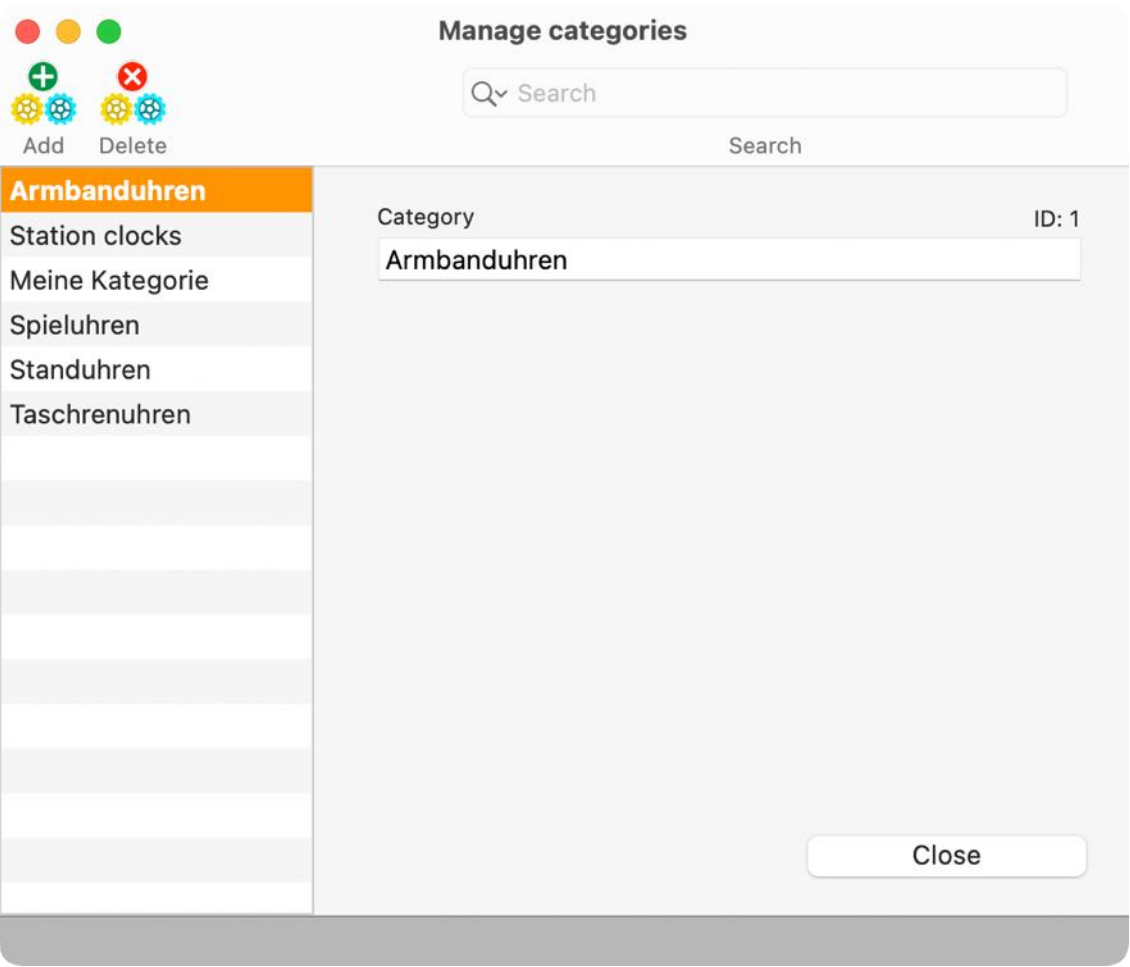
To manage categories, click on "Tools => Manage categories" in the menu.



Or select the "Manage" icon and "Categories" from the toolbar menu.

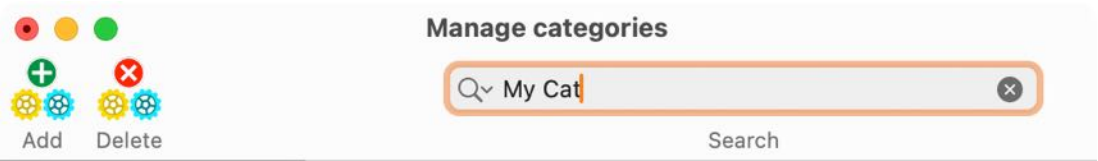


The "Categories" window opens. Here you can add, rename, or delete categories.



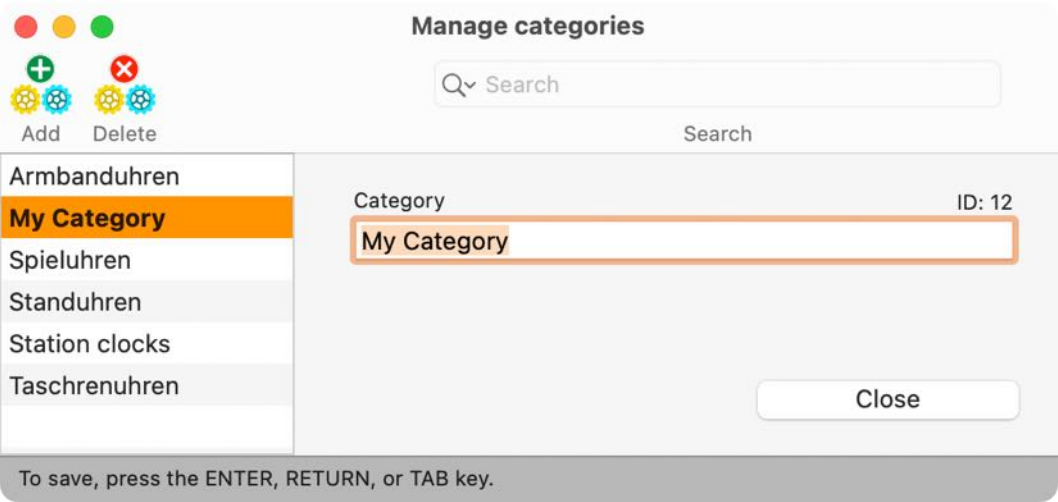
Search category

To search for a specific category, enter the search term in the “Search” field. The default search is always “Starts with.”



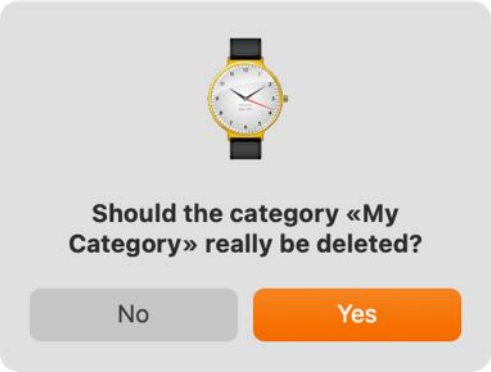
Rename category

Select a category from the list and change the name.

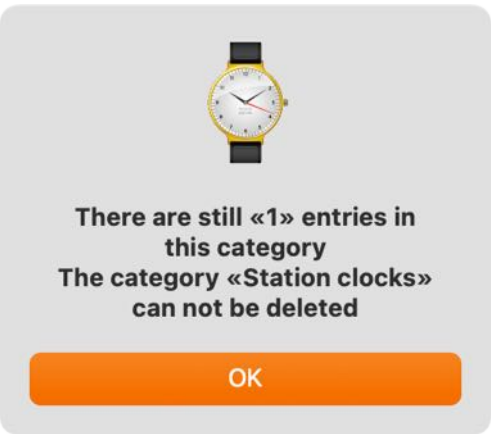


Delete category

Select a category from the list and click on the “Delete” icon in the toolbar menu.

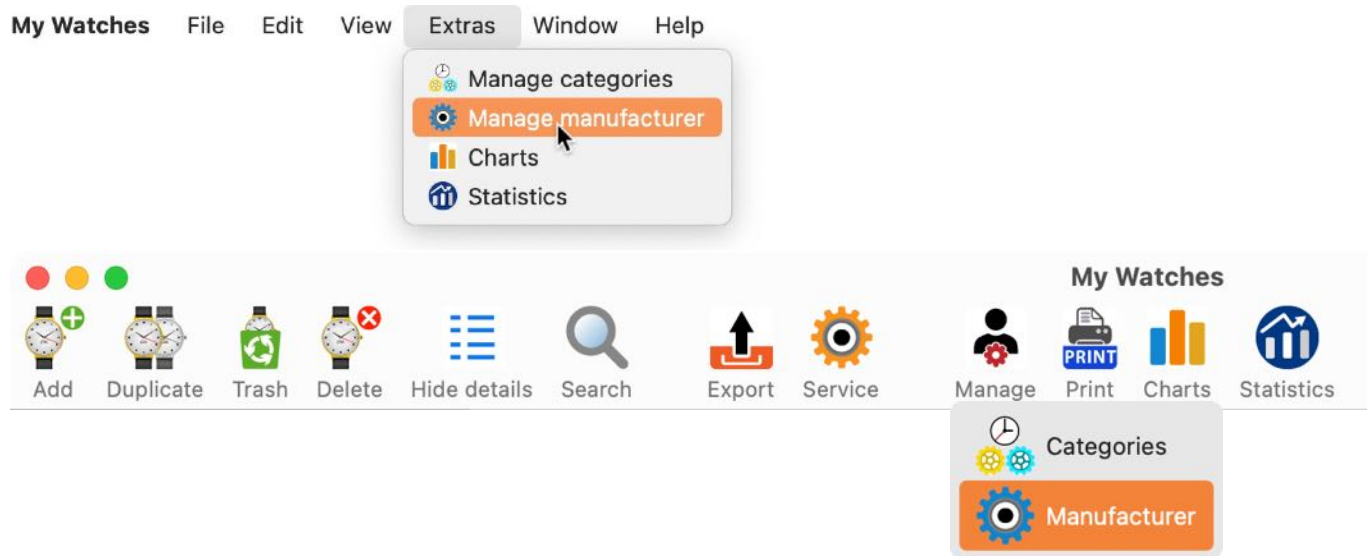


Categories that are still in use cannot be deleted.

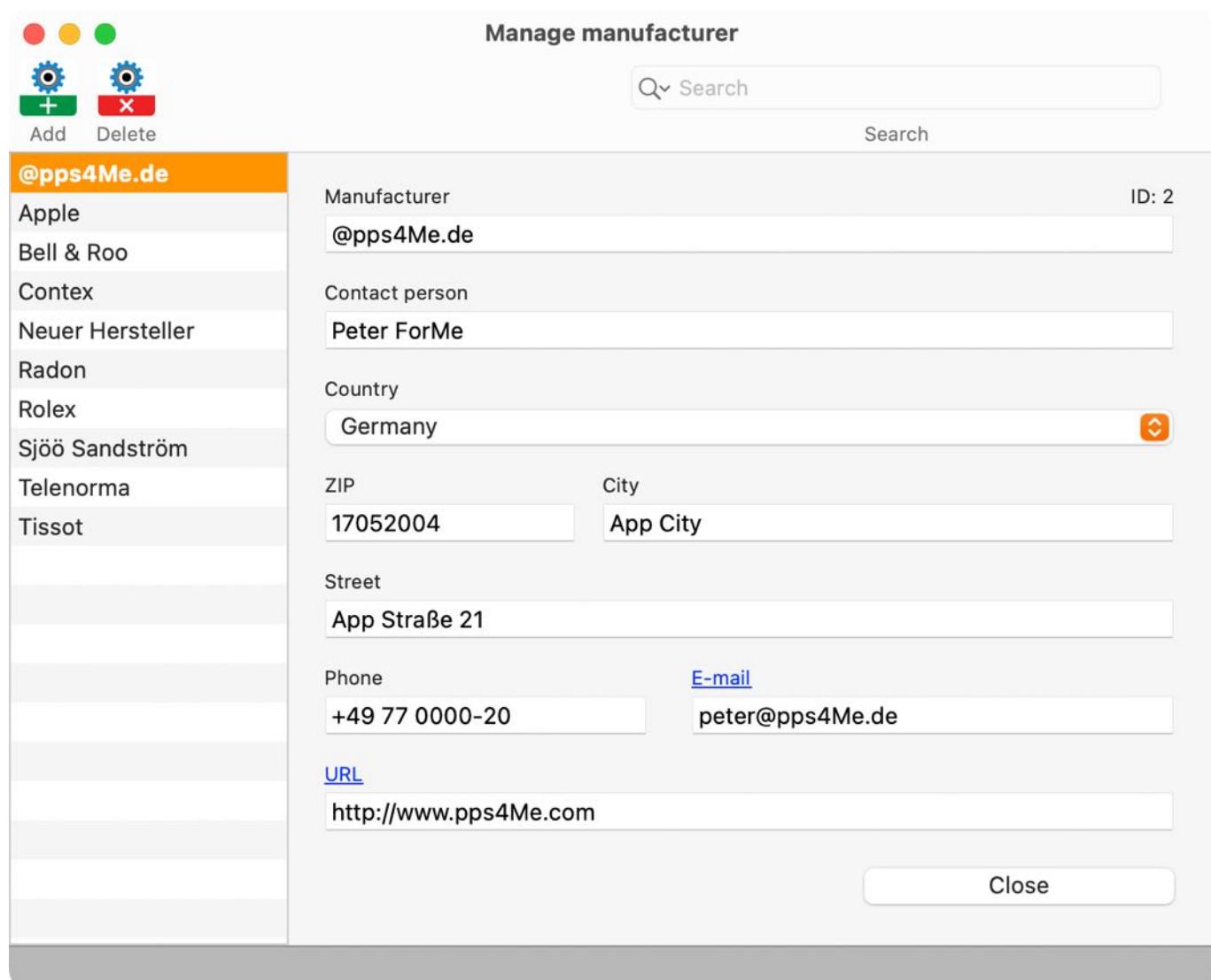


## MANAGE MANUFACTURER

Select "Tools => Manage Manufacturers" from the menu to access the manufacturer management screen. Alternatively, click on the 'Manage' icon in the toolbar menu and select "Manufacturers".



The "Manufacturers" window opens. Here, manufacturers can be added, renamed, or deleted.



Search manufacturer

To search for a specific manufacturer, enter the search term in the “Search” field. The default search is always “Starts with”.

AddDelete

Manage manufacturer

Qv Cont

Search

If you want the search to be performed with “Contains,” place a % sign before the search term.

AddDelete

Manage manufacturer

Qv %Sand

Search

Add manufacturer

Click on the “Add” icon in the toolbar menu and enter the name of the manufacturer and other details.

AddDelete

Manage manufacturer

Qv Search

Search

@pps4Me.de

Apple

Bell & Roo

Contex

Radon

Rolex

Sjöö Sandström

Telenorma

Tissot

New manufacturer

ManufacturerID: 23

New manufacturer

Contact person

Country

ZIPCity

Street

PhoneE-mail

URL

Close

Edit manufacturer

Select a manufacturer from the list and modify the corresponding fields.

Add

Delete

@pps4Me.de

Apple

Bell & Roo

Contex

Neuer Hersteller

Radon

Rolex

Sjöo Sandström

Telenorma

Tissot

Manufacturer

ID: 2

@pps4Me.de

Contact person

Peter ForMe

Country

Germany

ZIP

17052004

City

App City

Street

App Straße 21

Phone

+49 77 0000-20

E-mail

peter@pps4Me.de

URL

http://www.pps4Me.com

Close

Delete manufacturer

Select a manufacturer from the list and click on the “Delete” icon in the toolbar menu.



Should the manufacturer «New manufacturer» really be deleted?

Manufacturer: New manufacturer

No

Yes

Manufacturers that can still be used cannot be deleted.



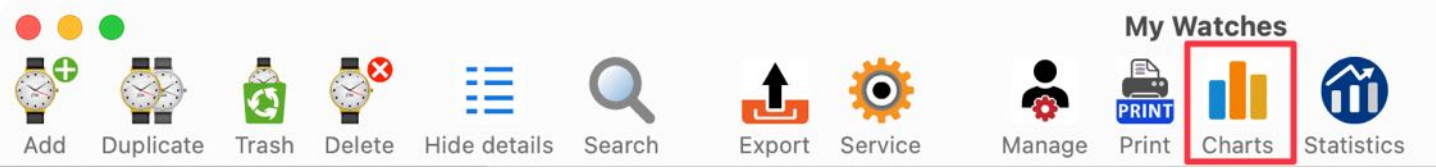
Entries are still assigned to the manufacturer "Sjöo Sandström". Therefore it cannot be deleted.

OK

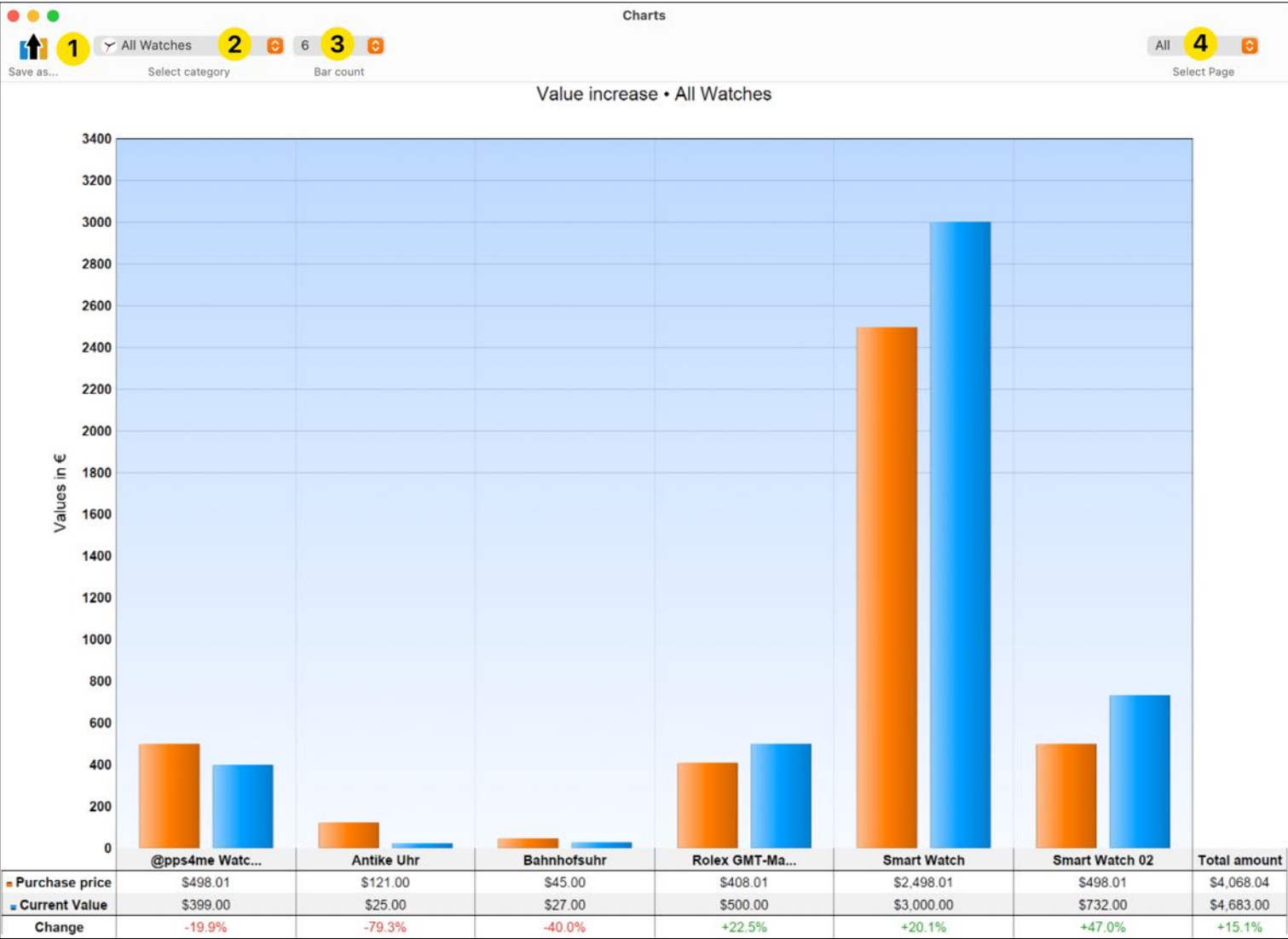


CHARTS

The increase in value can be evaluated using a graphical overview. To do this, select "Extras => Evaluation" from the menu or click on the "Evaluation" icon in the toolbar menu.



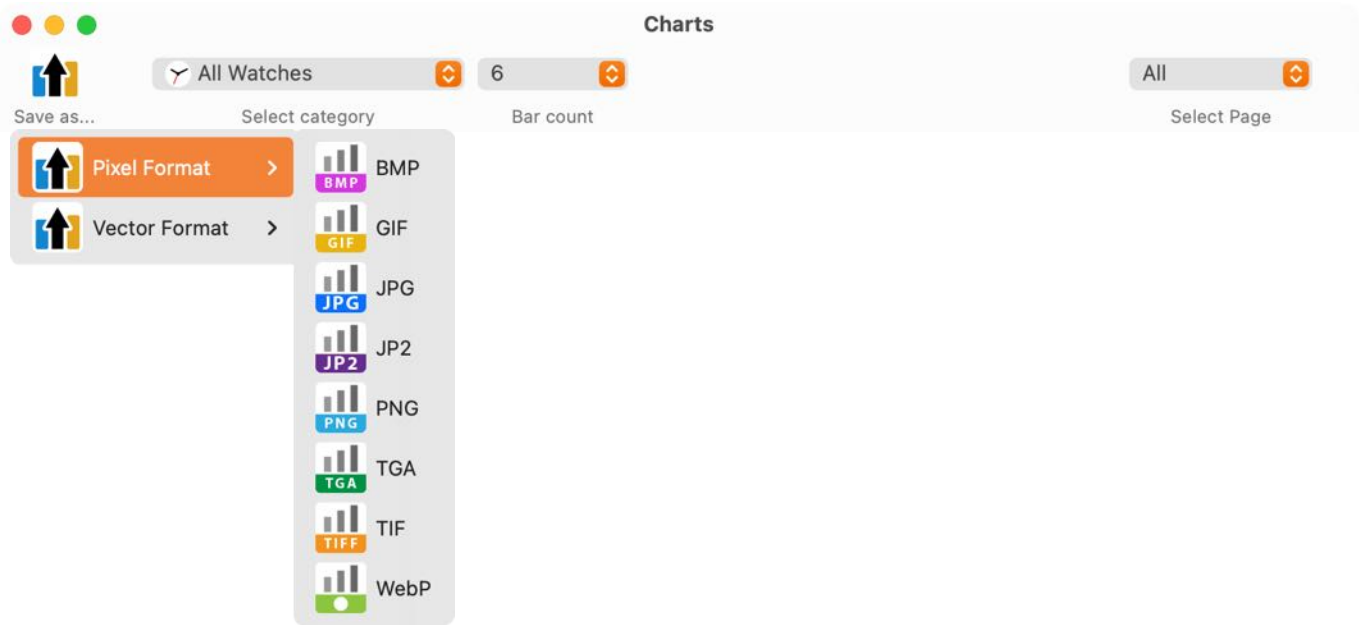
1. Save as
2. Select category
  - All watches
  - Own watches
  - Sold watches
3. Select the number of entries per page
4. Select page



The charts can be saved in the following formats using the “Save as” icon in the toolbar menu:

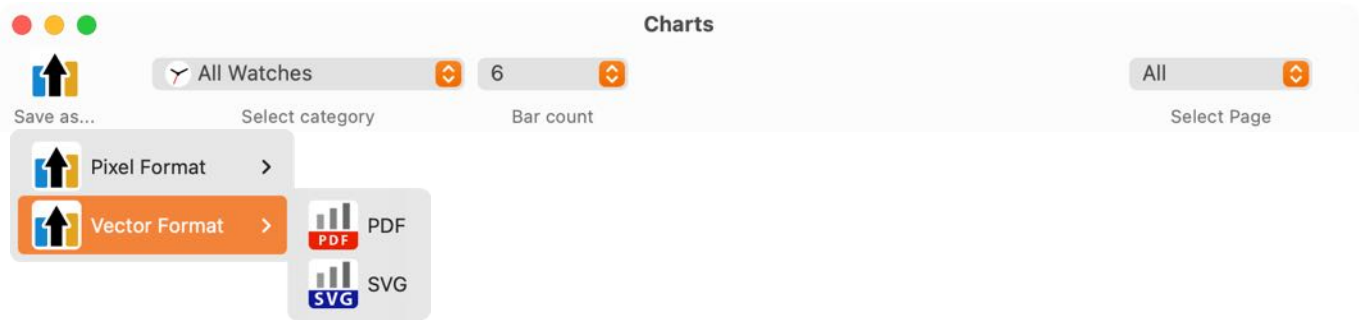
Pixel format

- BMP
- GIF
- JPG
- JP2
- PNG
- TGA
- TIFF
- WebP



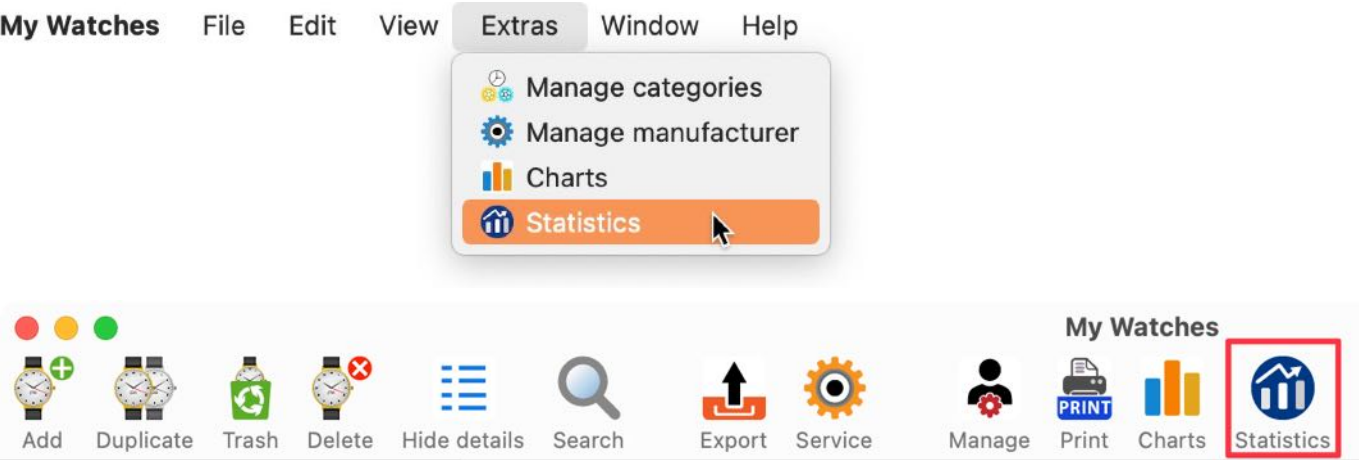
Vector format

- PDF
- SVG



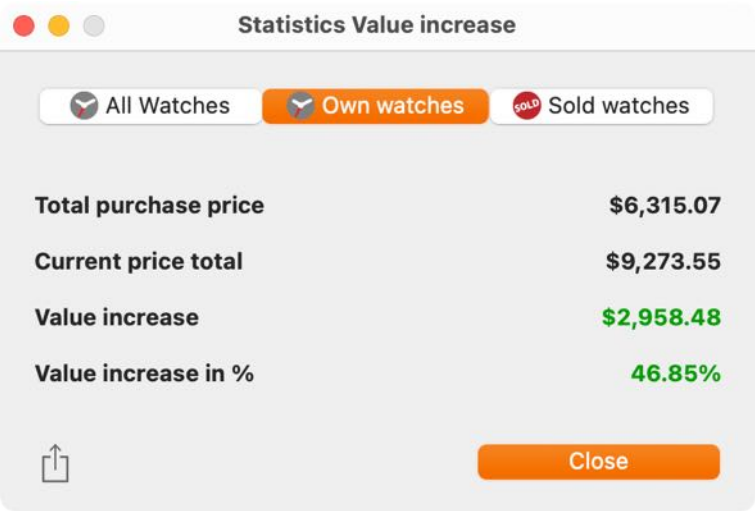
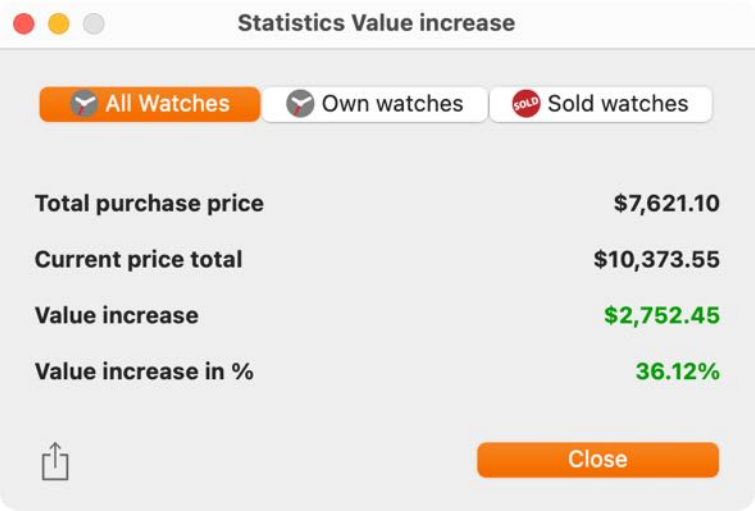
STATISTICS

The increase in value can be evaluated using a graphical overview. To do this, select “Extras => Statistics” from the menu or click on the “Statistics” icon in the toolbar menu.



The statistics can be evaluated for the following areas:

- All watches (own watches and watches sold)
- Own watches
- Sold watches



Statistics Value increase

All Watches

Own watches

Sold watches

Total purchase price

\$1,306.03

Total sales price

\$1,100.00

Value increase

-\$206.03

Value increase in %

-15.78%

Close

Die Wertsteigerung kann über das Symbol "Teilen", mit allen im System verfügbaren Teilen-Dienste, geteilt werden.

Statistics Value increase

All Watches

Own watches

Sold watches

Total purchase price

\$1,306.03

Total sales price

\$1,100.00

Value increase

-\$206.03

Value increase in %

-15.78%

Close

AI

Value increase: Sold watches  
Total purchase price \$1,306.03  
Total sales price \$1,100.00...

AirDrop

Mail

Messages

Notes

Freeform

Simulator

Reminders

Shortcuts

OneNote

Viber

Telegram

Edit Extensions...

PRINT ALL WATCHES

To print a list of all watches, select the "Print" icon in the toolbar menu. Now select "All watches" from the menu.

My Watches

ManagePrintChartsStatistics

All Watches

Visible watches

All watches with details

Visible watches with details

The print window will now open. Here you can see a preview of the printout, which you can change using various options.

First

Back

Next

Last

Refresh

PDF

HTML

Print

Print All

Grid on

17.05.2004

21.07.1960

Scale: 400%

All Watches

Title	Manufacturer	Category	Location	Year of	Shop	Bought on	Purchase
@pps4me Watch 145	@pps4Me.de	Armbanduhren	Schrank 1	2015	pps4Me		\$498.01
@pps4me Watch 145 COPY	@pps4Me.de	Armbanduhren	Schrank 1	2015	pps4Me	Mar 30,	\$498.01
Antike Uhr	Tissot	Spieluhren			Neuer Shop	Mar 30,	\$121.00
Bahnhofsuhr	Telenorma	Standuhren	Schrank 1			Nov 2,	\$45.00
Rolex GMT-Master II	Apple	Armbanduhren	Schrank 1	2015	Neuer Shop	Mar 30,	\$408.01
Smart Watch	Apple	Armbanduhren	Schrank 1	2015	Neuer Shop	Mar 30,	\$2,498.01
Smart Watch 02	Apple	Armbanduhren	Schrank 1	2015	Neuer Shop	Mar 30,	\$498.01
Smart Watch 03	Apple	Armbanduhren	Schrank 1	2015	Neuer Shop	Mar 30,	\$48.01
Smart Watch 04	Apple	Armbanduhren	Tresen, links unten	2015	Uhrenshop	Mar 30,	\$298.01
Smart Watch 05	Bell & Roo	Station clocks	Schrank 1	2015	Neuer Shop	Mar 30,	\$99.00
Smart Watch 06	Apple	Armbanduhren	trese	2015	Neuer Shop	Mar 30,	\$598.01
Smart Watch 07	Apple	Armbanduhren	Schrank 1	2015	Neuer Shop	Mar 30,	\$198.01
Smart Watch 08	Apple	Armbanduhren	Schrank 1	2015	Neuer Shop	Mar 30,	\$124.00
Smart Watch 09	Apple	Armbanduhren	Schrank 1	2015	Neuer Shop	Mar 30,	\$66.00
Smart Watch 10	Apple	Armbanduhren	Schrank 1	2015	Neuer Shop	Mar 30,	\$43.00
Smart Watch 11	Apple	Armbanduhren	Schrank 1	2015	Neuer Shop	Mar 30,	\$340.00
Smart Watch 12	Apple	Armbanduhren	Schrank 1	2015	Neuer Shop	Mar 30,	\$303.00
Smart Watch 13	Apple	Armbanduhren	Schrank 1	2015	Neuer Shop	Mar 30,	\$222.00
Spieluhr	Sjöo Sandström	Spieluhren		1963	Old Clock Shop	Jan 21,	\$155.00
Standuhr	Context	Standuhren			Werner	Mar 30,	\$234.01
Standuhr II	Context	Standuhren			Werner	Mar 30,	\$121.00
Station clock	Telenorma	Standuhren				Nov 2,	\$141.00
Taschenuhr	Tissot	Standuhren	Tresen, links unten		Uhrenshop	Jun 12,	\$65.00

9/9/25 4:26 PM

My Watches • © 2014-2025 CIMSoft, @pps4Me • www.pps4Me.de

Page 1/1

© 2015-2025 CIMSoft, @pps4Me

Table of Contents

Page 44 of 58



By clicking on “Options,” the following settings can be changed:

Title

All Watches

Subtitle


Print footer

Print logo

Use default logo

Close

Drop your logo here



To change the logo, simply drag a file from Finder into the logo area.

The print preview can also be saved directly as a PDF or HTML file. To do this, click on the corresponding icon in the toolbar menu.

First

Back

Next

Last

Refresh

PDF

HTML

Print

Print All

Grid on

Automatic

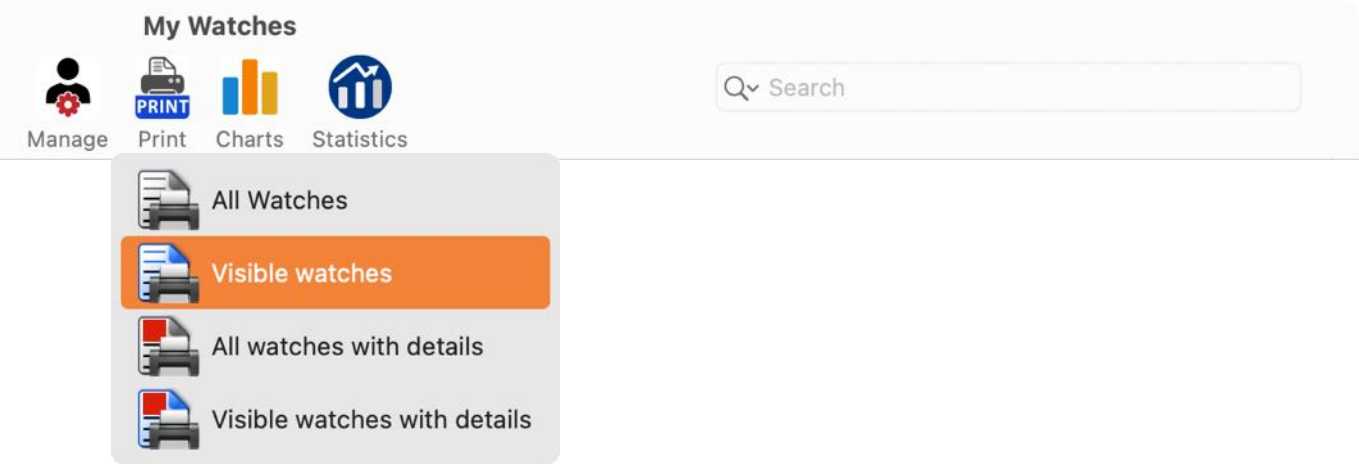
Width

Manual

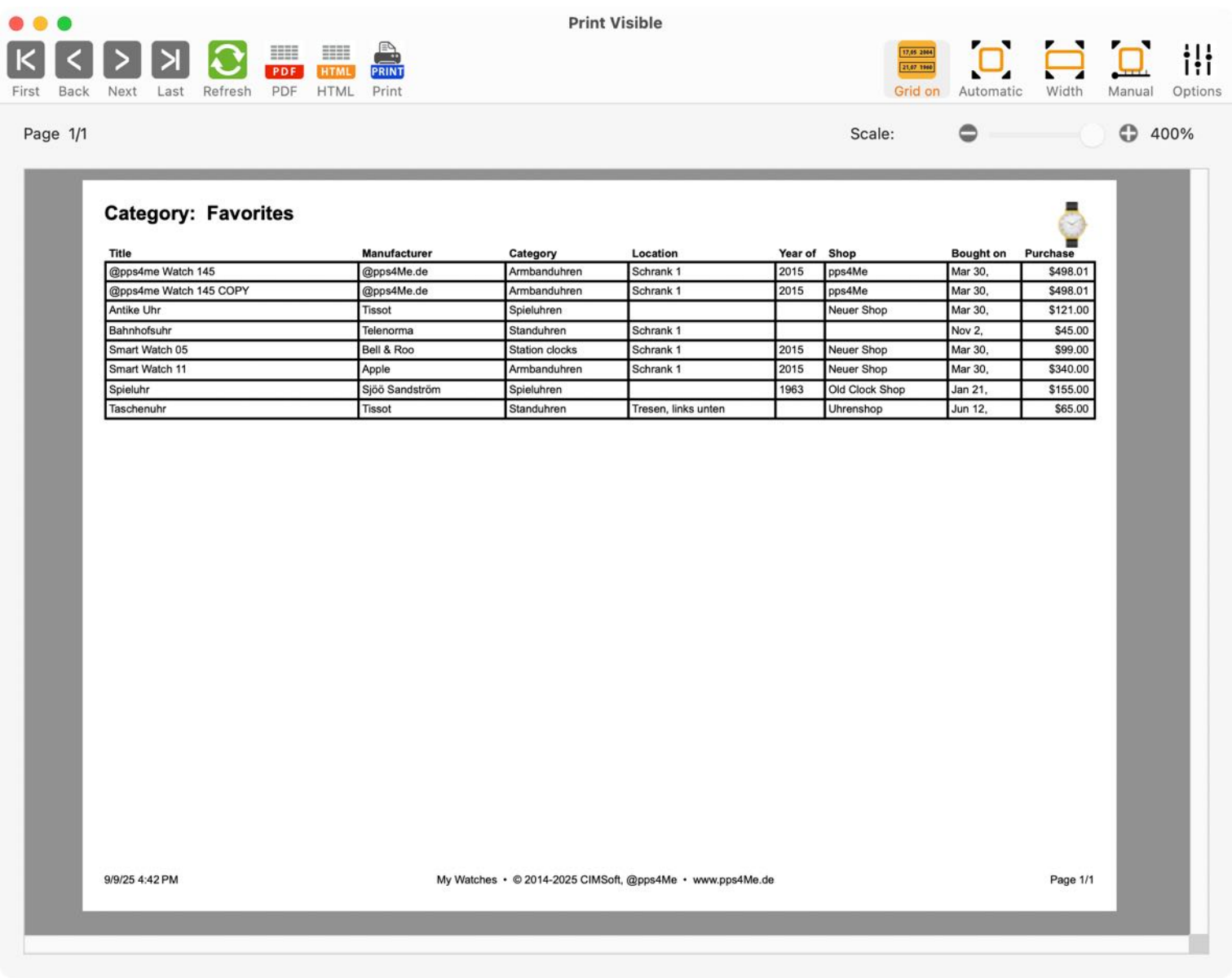
Options

PRINT VISIBLE WATCHES

To print a list of visible watches, select the “Print” icon in the toolbar menu. Now select “Visible watches” from the menu.



The print window will now open. Here you can see a preview of the printout, which you can change using various options.



To print out the details of all watches, select the print icon in the toolbar menu. Now select "All watches with details" from the menu.

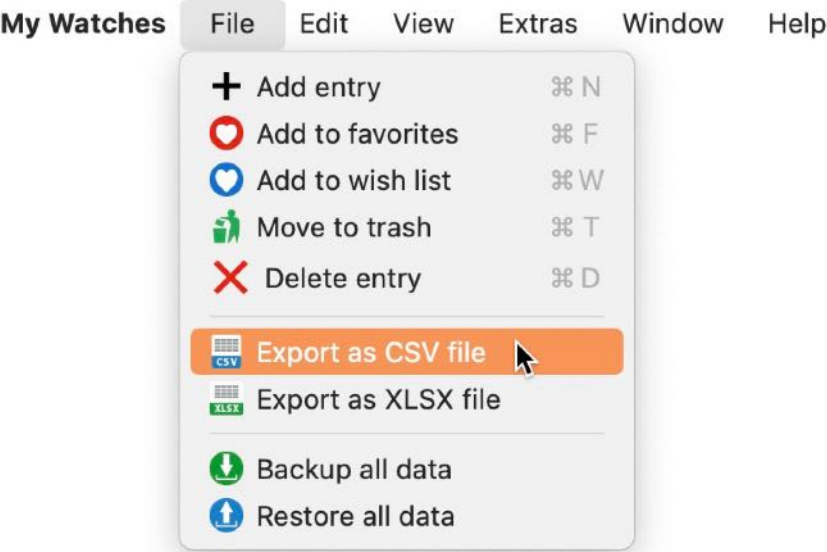
Page 47 of 58

To print the details of all visible clocks, select the print icon in the toolbar menu. Now select “Visible clocks with details” from the menu.

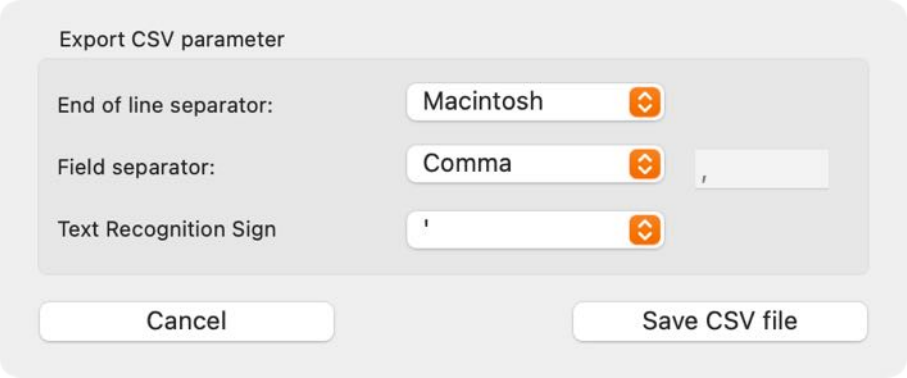
Page 48 of 58

## EXPORT AS CSV FILE

To export all data as a CSV file, select "Export as CSV file" from the menu.



Various export parameters can still be set.



### CSV preview

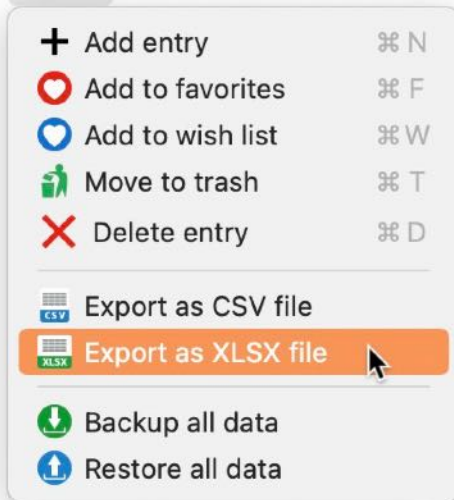
Meine Uhren													
Öffnen mit Numbers													
Bezeichnung	Hersteller	Kategorie	Ablageort / Standort	Gekauft bei	Kaufpreis	Gekauft am	Referenz Nummer	Kaliber	Tourbillon	Repetition	Baujahr	Gewicht	Gehäuse M
@pps4me Uhr	@pps4Me.de	Wrist Watches	Schrank 1	pps4Me	1.498	01 €	30.03.2015	9798-564654-0001	1.0	ja	nein	2015	55 g
Smart Watch	Apple	Wrist Watches	Schrank 1	Apple	2.498	01 €	04.09.1999	9798-564654-0001	1.0	ja	nein	2015	55 g
Standuhr	Radon	Grandfather Clocks			234	01 €	28.05.2019	00480-6548778-00-99974477AD					



## EXPORT ALS XLSX DATEI

To export all data as an Excel® XLSX file, select "Export as XLSX file" from the menu.

My Watches File Edit View Extras Window Help



XSLX export file in Excel®:

Automatisches Speichern AUS My Watches								
Start Einfügen Zeichnen Seitenlayout Formeln Daten >> Kommentare Freigeben								
Zwischenablage Schriftart Ausrichtung Zahlen Bedingte Formatierung Als Tabelle formatieren Zellen Bearbeiten Add-Ins PDF-Dat und per Li								
F75 x ✓ fx								
	A	B	C	D	E	F	G	H
1	Title	Manufacturer	Category	Location	Shop	Purchase price	Bought on	Reference Number
2	@pps4me Watch 145	@pps4Me.de	Armbanduhr	Schrank 1	pps4Me	\$498.01	Mar 30, 2015	9798-564654-0001
3	@pps4me Watch 145 COPY	@pps4Me.de	Armbanduhr	Schrank 1	pps4Me	\$498.01	Mar 30, 2015	9798-564654-0001
4	Antike Uhr	Tissot	Spieluhren		Neuer Shop	\$121.00	Mar 30, 2015	
5	Bahnhofsuhr	Telenorma	Standuhren	Schrank 1		\$45.00	Nov 2, 2014	
6	Rolex GMT-Master II	Apple	Armbanduhr	Schrank 1	Neuer Shop	\$408.01	Mar 30, 2015	9798-564654-0001
7	Smart Watch	Apple	Armbanduhr	Schrank 1	Neuer Shop	\$2,498.01	Mar 30, 2015	9798-564654-0001
8	Smart Watch 02	Apple	Armbanduhr	Schrank 1	Neuer Shop	\$498.01	Mar 30, 2015	9798-564654-0001
9	Smart Watch 03	Apple	Armbanduhr	Schrank 1	Neuer Shop	\$48.01	Mar 30, 2015	9798-564654-0001
10	Smart Watch 04	Apple	Armbanduhr	Tresen, links unten	Uhrenshop	\$298.01	Mar 30, 2015	9798-564654-0001
11	Smart Watch 05	Bell & Roo	Station clocks	Schrank 1	Neuer Shop	\$99.00	Mar 30, 2015	9798-564654-0001
12	Smart Watch 06	Apple	Armbanduhr	trese	Neuer Shop	\$598.01	Mar 30, 2015	9798-564654-0001
13	Smart Watch 07	Apple	Armbanduhr	Schrank 1	Neuer Shop	\$198.01	Mar 30, 2015	9798-564654-0001
14	Smart Watch 08	Apple	Armbanduhr	Schrank 1	Neuer Shop	\$124.00	Mar 30, 2015	9798-564654-0001
15	Smart Watch 09	Apple	Armbanduhr	Schrank 1	Neuer Shop	\$66.00	Mar 30, 2015	9798-564654-0001
16	Smart Watch 10	Apple	Armbanduhr	Schrank 1	Neuer Shop	\$43.00	Mar 30, 2015	9798-564654-0001
17	Smart Watch 11	Apple	Armbanduhr	Schrank 1	Neuer Shop	\$340.00	Mar 30, 2015	9798-564654-0001
18	Smart Watch 12	Apple	Armbanduhr	Schrank 1	Neuer Shop	\$303.00	Mar 30, 2015	9798-564654-0001
19	Smart Watch 13	Apple	Armbanduhr	Schrank 1	Neuer Shop	\$222.00	Mar 30, 2015	9798-564654-0001
20	Spieluhr	Sjö Sandström	Spieluhren		Old Clock Shop	\$155.00	Jan 21, 2021	
21	Standuhr	Contex	Standuhren		Werner	\$234.01	Mar 30, 2015	00480-6548778-00-
22	Standuhr II	Contex	Standuhren		Werner	\$121.00	Mar 30, 2015	00480-6548778-00-
23	Station clock	Telenorma	Standuhren			\$141.00	Nov 2, 2014	
24	Taschenuhr	Tissot	Standuhren	Tresen, links unten	Uhrenshop	\$65.00	Jun 12, 2020	
25								

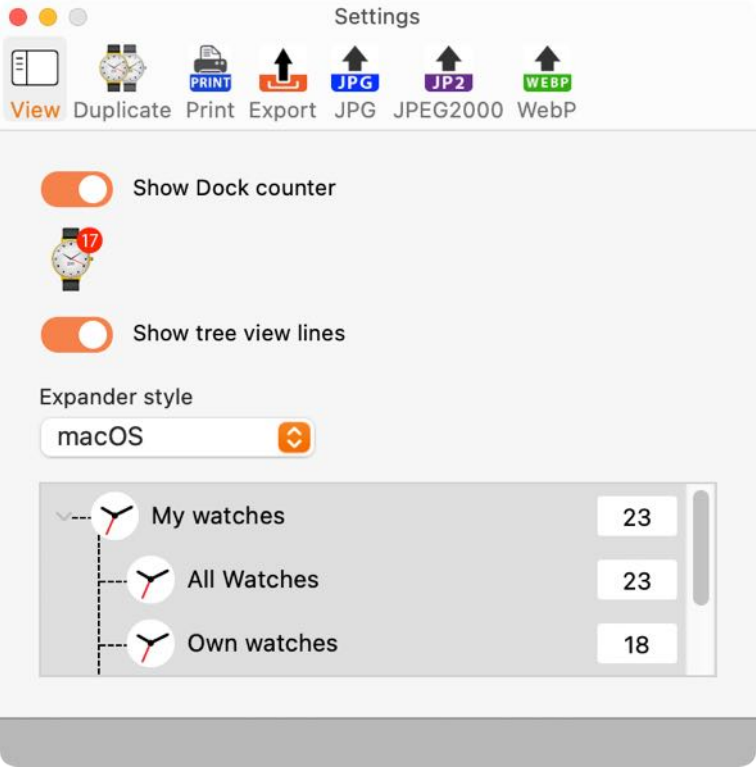


SETTINGS

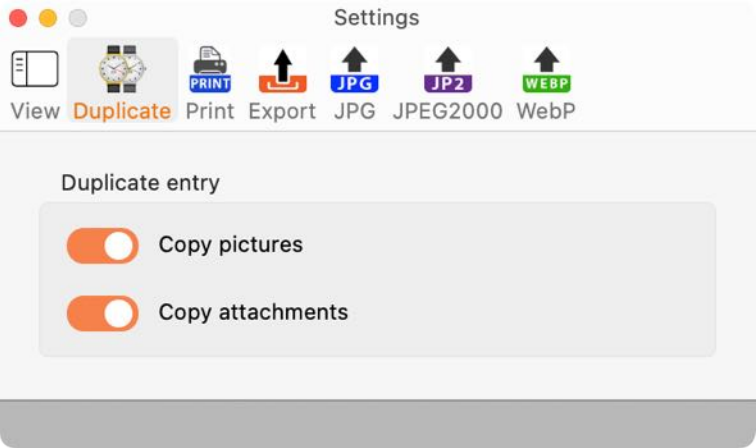
The settings are accessed via the menu.



View



Duplicate



Print

Settings

View

Duplicate

Print

Export

JPG

JPEG2000

WebP

Pagesize

DIN A4 (210x297 mm)

Left margin

0.00

mm

Right margin

6.35

mm

Bottom margin

6.35

mm

Print logo

Print footer

Use default logo

Export

Settings

View

Duplicate

Print

Export

JPG

JPEG2000

WebP

Open export file after saving

Default export folder

Desktop

Documents

Output format for cover image

PNG

JPG

Settings

View

Duplicate

Print

Export

JPG

JPEG2000

WebP

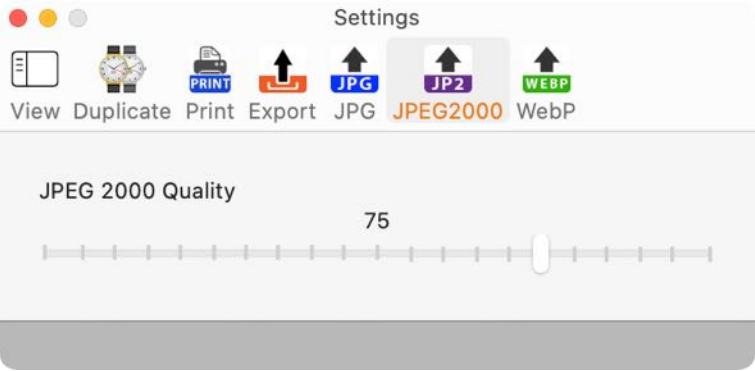
JPEG Quality

60

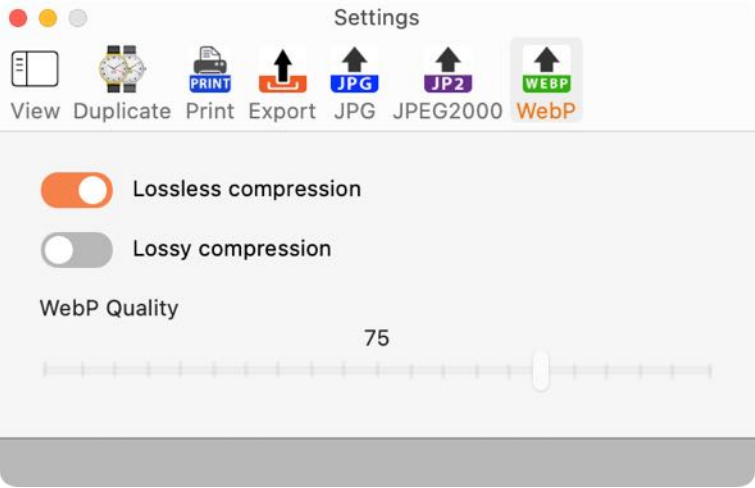
JPG Smoothing

0

JPEG2000

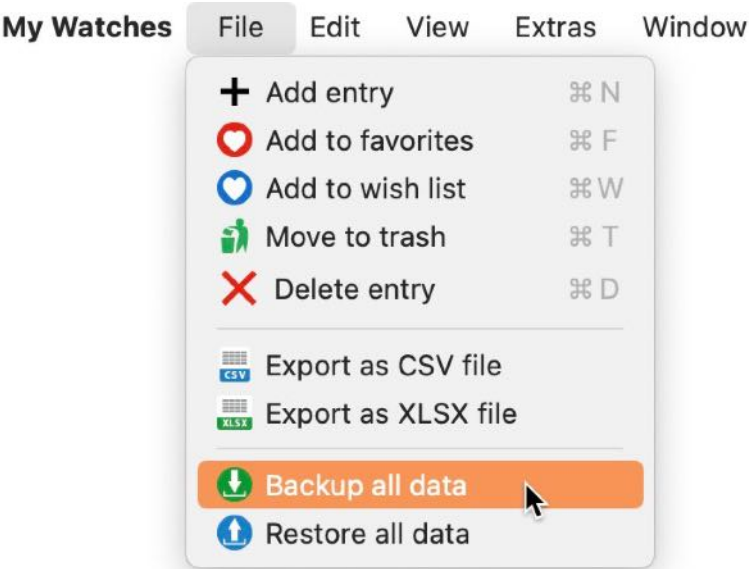


WebP



BACKUP ALL DATA

You can use the backup feature to back up the database and all attachments from “My watches.” To do this, select “Back up all data” from the menu.

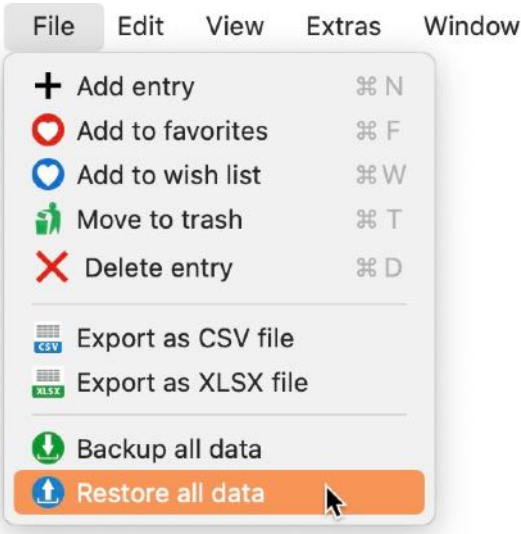


Select any data carrier/folder. A folder named “My Watches” will be created in the selected folder. The database, pictures, and attachments will be saved in this folder.

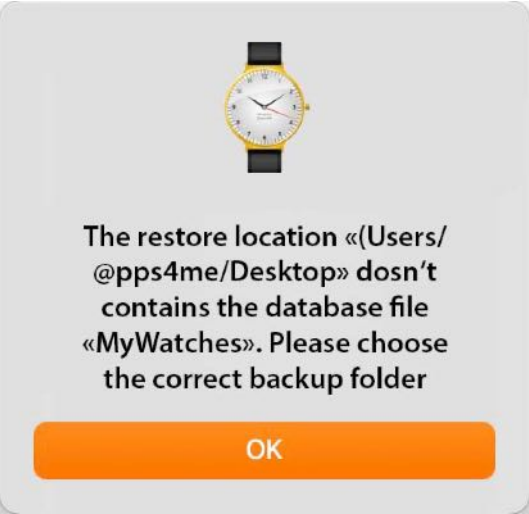


RESTORE ALL DATA

You can use the restore feature to restore the 'My Watches' database. To do this, select 'Restore all data' from the menu.

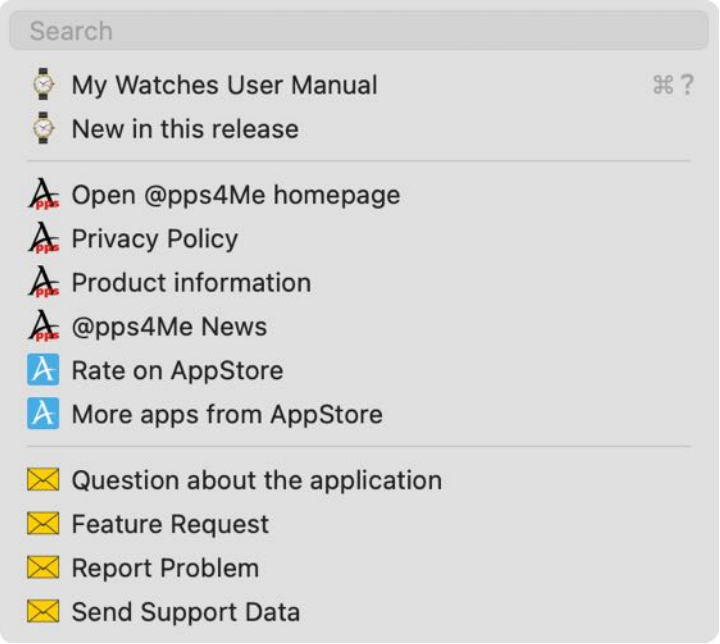


Select the folder containing the backup data for "My Watches." All data and the database will now be restored and reloaded. If the selected folder does not contain any backup data for "My Watches," this error message will be displayed.



HELP MENU

The following features are available in the 'Help' menu:



MORE APPS FROM @PPS4ME

Click [here](#) for more apps from @pps4Me.

CONTACT TO US

If you still have unanswered questions, please send us an email at [Contact@Support](mailto:Contact@Support). Or visit our [homepage](#).



# COPYRIGHT & GENERAL TERMS AND CONDITIONS

General Terms and conditions for the use of this help book.

## I. Right-holders, copying, Copyright

1. The copyright of this help book is by CIMSoft, pps4Me, Horst Jehle, Bahnhofstraße 21, 71063 Sindelfingen, Germany (hereinafter referred to as "author"). The Copyright refers to the graphics, the text as well as the electronic source text to graphics and all texts as a whole.
2. In the source text of the template (template) is the copyright of the author. This Copyright notice © in the source text of the manual must not be removed. Already the removal of copyright constitutes copyright infringement and may be punishable by law.

Add your own copyright notice is not permitted.

3. The provision of this manual with download option on their own or third party websites, the reproduction and copying to CD's/DVD's or other data carriers for the purpose of disclosure to third parties both paid and free of charge (except for personal use) as well as a direct link to the download files is prohibited.
4. With the download of this manual, the user acknowledges the terms and conditions of use.

## II. Free private use

1. This help book is free to personal, private, non-commercial purposes.
2. With the download of this manual, the user receives the right to use the manual for the purposes of this Terms of use. The property rights in the content fully remain with the author.

## III. Commercial pay use

1. Commercial and thus pay use for the purposes of this Terms of use is when to book a private or third acquisition business regardless of the size advertised in any way, pay services under a single URL provided.

## IV. Scope of the commercial use

1. The use of this help book is only permitted for a company. The right of use expires with the use at another company or a subsidiary or parent company. The right of use is each registered Company to acquire new or pending business.
2. With every purchase of the manual is the internet address (URL) under the manual goes online
3. For any use in accordance with Section IV of the terms of use is a one-time fee for usage numbers. The amount of the remuneration of utilisation can be requested via [E-Mail](#).
4. Upon payment of the one-time usage fee, the user merely acquires the right of use within the meaning of these Terms of Use. Ownership of the manual remains with the author without restriction.
5. With one-time payment of the remuneration of utilisation of the user acquires only the right of use for the purposes of this Terms of use. The ownership of the manual fully remains with the author.
6. Any commercial user will receive a VAT invoice.

## V. Copyright Infringement

- 1.** Any copyright infringement will be prosecuted. The author, a lawyer will always help. Be asserted in the context of provisional legal protection - if necessary - injunctive-, information- and claims for damages.
- 2.** A copyright infringement is if the manual with criminal content by the users or by third parties. The author is displayed next to the assertion of civil claims immediately after having regard to criminal report.
- 3.** Responsible in the sense of the UrhG and these terms and conditions, in addition to the owner of the company or the industry for non-existing persons identity of the creator of the website using this book is offered for download or in any other manner.
- 4.** Information about the legality of a planned use of the book given by the author. The contact data the author can be seen in the [imprint](#) on the web page.

## VI. Liability

The author assumes no liability whatsoever, regardless of the legal grounds, arising out of the use and/or the use of the book or in any other way in connection with the acquisition, exploitation and use of the book could be deducible, except in cases of intent or gross negligence.

*The brand names used in this manual are registered trademarks of their respective owners.*